

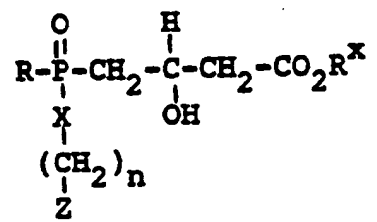
(12) **UK Patent Application** (19) **GB** (11) **2 205 837 A** (13)
 (43) Application published 21 Dec 1988

(21) Application No 8811929
 (22) Date of filing 20 May 1988
 (30) Priority data
 (31) 053281 109680 (32) 22 May 1987 19 Oct 1987 (33) US
 (71) Applicant
E. R. Squibb & Sons Inc
 (Incorporated in USA-Delaware)
 Lawrenceville-Princeton Road, Princeton,
 New Jersey, United States of America
 (72) Inventors
 Donald Steven Karanewsky
 Scott Adams Biller
 Eric Michael Gordon
 (74) Agent and/or Address for Service
 D. Young & Co
 10 Staple Inn, London, WC1V 7RD

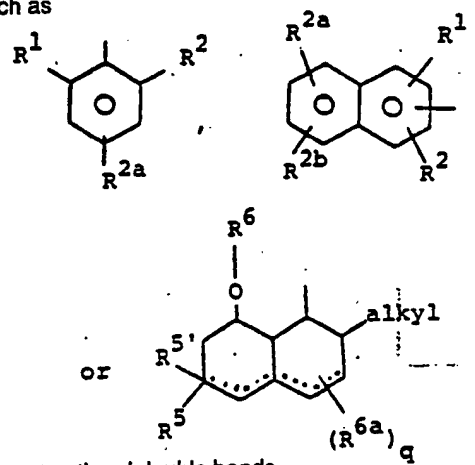
(51) INT CL⁴
 C07F 9/28 // 7/18
 (52) Domestic classification (Edition J):
 C2P 1L1 1L2 2E12B 2E18C 2E19A 2E19B
 2E19C 2E19D 2E23 2E25A 2E26B 3B12B 3B14A
 3B14B 3B16 3B18C 3B19A 3B19B 3B19C 3B19D
 5B 7 9 A
 C2R S121 S122 S131 S143 S173 S211 S361 SQA
 U1S 1317 C2P C2R
 (56) Documents cited
 None
 (58) Field of search
 C2P

(54) Phosphorus-containing HMG-CoA reductase inhibitors

(57) Compounds which are useful as inhibitors of cholesterol biosynthesis and thus as hypocholesterolemic agents have the structure



including salts thereof, wherein R is OH, lower alkoxy or lower alkyl;
 R^x is 'H or alkyl';
 X is -O- or -NH-;
 n is 1 or 2
 Z is a hydrophobic anchor, such as



wherein the dotted lines represent optional double bonds.
 New intermediates used in preparing the above compounds, e.g. compounds in which the OH group is silane blocked, pharmaceutical compositions containing such compounds and a method for using such compounds to inhibit cholesterol biosynthesis are also provided.

GB 2 205 837 A

2205837

PHOSPHORUS-CONTAINING HMG-CoA REDUCTASE
INHIBITORS, NEW INTERMEDIATES AND METHOD

5

10

The present invention relates to new phosphorus-containing compounds which inhibit the activity of 3-hydroxy-3-methylglutaryl-coenzyme A reductase and thus is useful in inhibiting cholesterol biosynthesis, to hypocholesterolemic compositions containing such compounds, to new intermediates formed in the preparation of such compounds and to a method of using such compounds for such purposes.

20

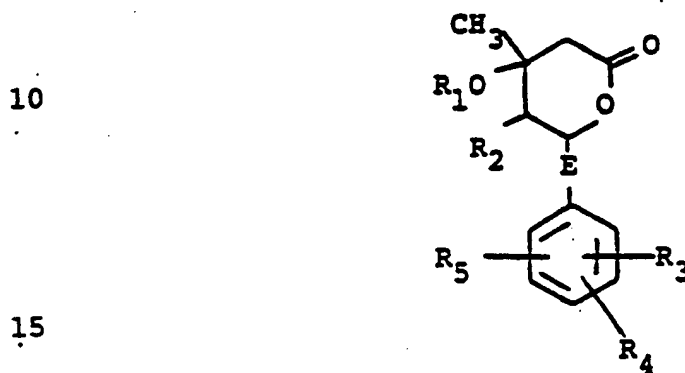
F. M. Singer et al., Proc. Soc. Exper. Biol. Med., 102, 370 (1959) and F. H. Hulcher, Arch. Biochem. Biophys., 146, 422 (1971) disclose that certain mevalonate derivatives inhibit the biosynthesis of cholesterol.

25

Endo et al in U. S. Patents Nos. 4,049,495, 4,137,322 and 3,983,140 disclose a fermentation

product which is active in the inhibition of cholesterol biosynthesis. This product is called compactin and was reported by Brown et al., (J. Chem. Soc. Perkin I. 1165 (1976)) to have a complex mevalonolactone structure.

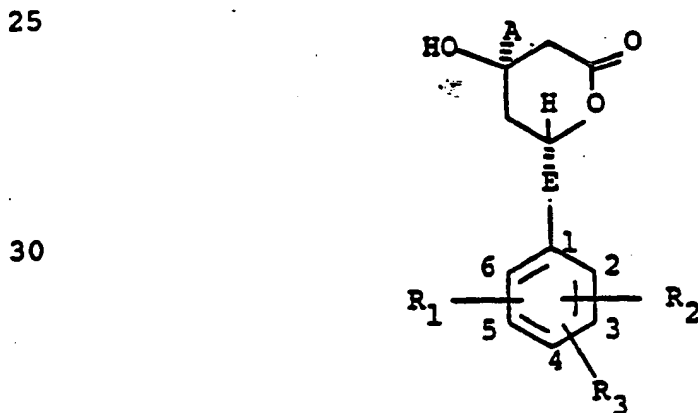
GB 1,586,152 discloses a group of synthetic compounds of the formula



in which E represents a direct bond, a C₁₋₃ alkylene bridge or a vinylene bridge and the various R's represent a variety of substituents.

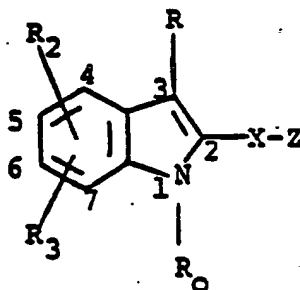
20 The activity reported in the U.K. patent is less than 1% that of compactin.

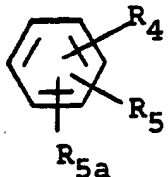
U. S. Patent No. 4,375,475 to Willard et al discloses hypocholesterolemic and hypolipemic compounds having the structure



wherein A is H or methyl; E is a direct bond,
-CH₂-, -CH₂-CH₂-, -CH₂-CH₂-CH₂- or -CH=CH-; R₁, R₂
and R₃ are each selected from H, halogen, C₁₋₄
alkyl, C₁₋₄ haloalkyl, phenyl, phenyl substituted
5 by halogen, C₁₋₄ alkoxy, C₂₋₈ alkanoyloxy,
C₁₋₄ alkyl, or C₁₋₄ haloalkyl, and OR₄ in which R₄
is H, C₂₋₈ alkanoyl, benzoyl, phenyl, halophenyl,
phenyl C₁₋₃ alkyl, C₁₋₉ alkyl, cinnamyl, C₁₋₄
haloalkyl, allyl, cycloalkyl-C₁₋₃-alkyl,
10 adamantyl-C₁₋₃-alkyl, or substituted phenyl
C₁₋₃-alkyl in each of which the substituents are
selected from halogen, C₁₋₄ alkoxy, C₁₋₄ alkyl, or
C₁₋₄ haloalkyl; and the corresponding dihydroxy
acids resulting from the hydrolytic opening of the
15 lactone ring, and the pharmaceutically acceptable
salts of said acids, and the C₁₋₃ alkyl and
phenyl, dimethylamino or acetylamino substituted
C₁₋₃-alkyl esters of the dihydroxy acids; all of
the compounds being the enantiomers having a 4 R
20 configuration in the tetrahydropyran moiety of the
trans racemate shown in the above formula.

WO 84/02131 (PCT/EP83/00308) (based on
U. S. application Serial No. 443,668, filed
November 22, 1982; and U. S. application Serial
25 No. 548,850, filed November 4, 1983), filed in the
name of Sandoz AG discloses heterocyclic analogs of
mevalono lactone and derivatives thereof having the
structure



wherein one of R and R₀ is  and the

5 other is primary or secondary C₁₋₆ alkyl, C₃₋₆ cycloalkyl or phenyl-(CH₂)_m-,

wherein R₄ is hydrogen, C₁₋₄ alkyl, C₁₋₄ alkoxy, (except t-butoxy), trifluoromethyl, fluoro, chloro, phenoxy or benzyloxy,

10 R₅ is hydrogen, C₁₋₃ alkyl, C₁₋₃ alkoxy, trifluoromethyl, fluoro, chloro, phenoxy or benzyloxy,

R_{5a} is hydrogen, C₁₋₂ alkyl, C₁₋₂ alkoxy, fluoro or chloro, and

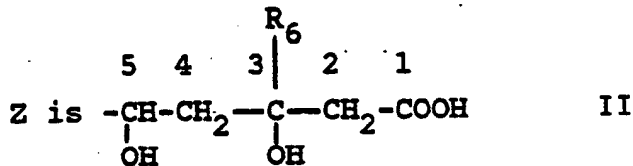
15 m is 1, 2 or 3,

with the provisos that both R₅ and R_{5a} must be hydrogen when R₄ is hydrogen, R_{5a} must be hydrogen when R₅ is hydrogen, not more than one of R₄ and R₅ is trifluoromethyl, not more than one of R₄ and R₅ is phenoxy and not more than one of R₄ and R₅ is benzyloxy,

20 R₂ is hydrogen, C₁₋₄ alkyl, C₃₋₆ cycloalkyl, C₁₋₄ alkoxy (except t-butoxy), trifluoromethyl, fluoro, chloro, phenoxy or benzyloxy,

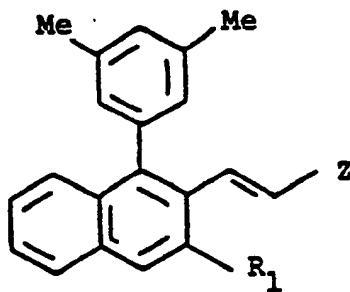
25 R₃ is hydrogen, C₁₋₃ alkyl, C₁₋₃ alkoxy, trifluoromethyl, fluoro, chloro, phenoxy or benzyloxy, with the provisos that R₃ must be hydrogen when R₂ is hydrogen, not more than one of R₂ and R₃ is trifluoromethyl, not more than one of R₂ and R₃ is phenoxy, and not more than one of R₂ and R₃ is benzyloxy.

X is $-(CH_2)_n-$ or $-CH=CH-$ ($n=0, 1, 2$ or 3),




wherein R_6 is hydrogen or C_{1-3} alkyl in free acid form or in the form of a physiologically-hydrolysable and -acceptable ester or a δ lactone thereof or in salt form.

10 GB 2162-179-A discloses naphthyl analogues of mevalolactone useful as cholesterol biosynthesis inhibitors having the structure



20 wherein $R_1 = 1-3C$ alkyl;
Z is a gp. of formula Z_1 or Z_2 :



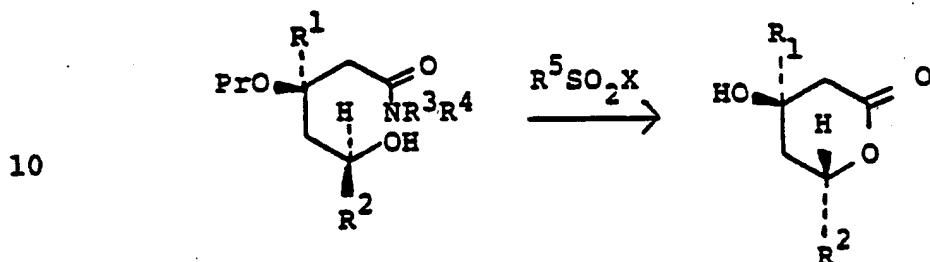
(Z_1)

(Z_2)

30

$R_7 = H$, a hydrolysable ester gp. or a cation.

European Patent No. 164-698-A discloses preparation of lactones useful as anti-hypercholesterolemic agents by treating an amide with an organic sulphonyl halide R^5SO_2X , then removing the protecting group Pr.



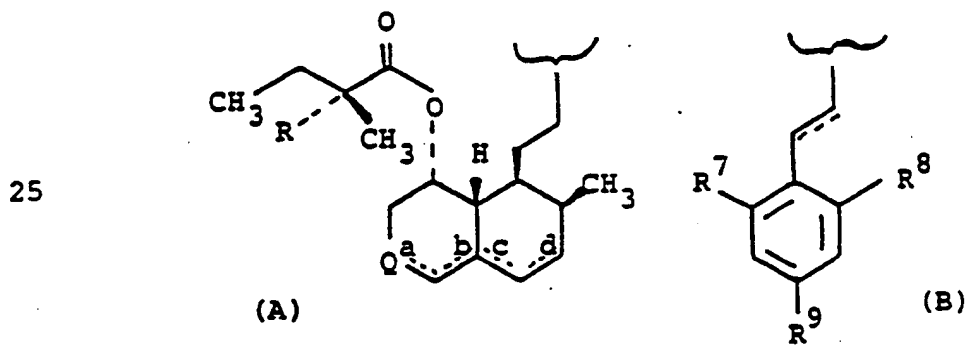
wherein X = halo;

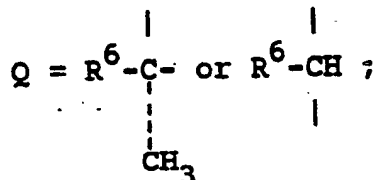
15 Pr = a carbinol-protecting group;

R^1 = H or CH_3 ;

R^3, R^4 = H, 1-3C alkyl or phenyl-(1-3C alkyl), the phenyl being optionally substituted by 1-3C alkyl, 1-3C alkoxy or halo;

20 R^2 = a group of formula (A) or (B):

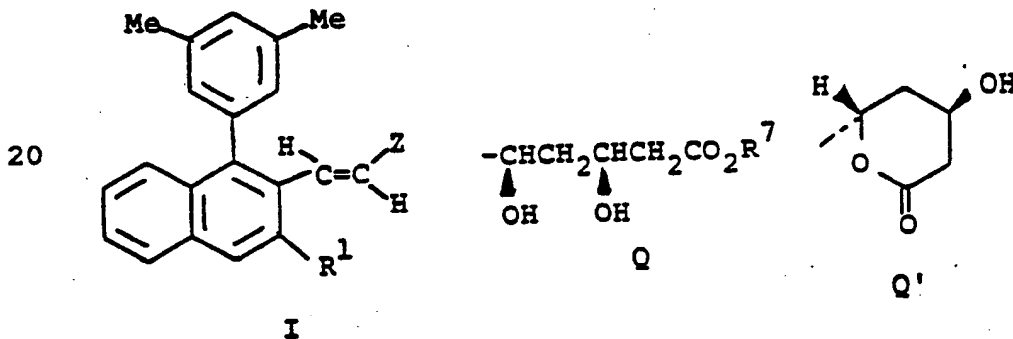




- 5 $R^6 = \text{H or OH};$
 $R = \text{H or CH}_3;$
 $a, b, c \text{ and } d = \text{optional double bonds};$
 $R^7 = \text{phenyl or benzyloxy, the ring in each}$
10 $\text{case being optionally substituted by 1-3C alkyl or}$
 $\text{halo};$
 $R^8, R^9 = \text{1-3C alkyl or halo};$
 $R^5 = \text{1-3C alkyl, phenyl or mono- or}$
 $\text{di-(1-3C alkyl)phenyl}.$

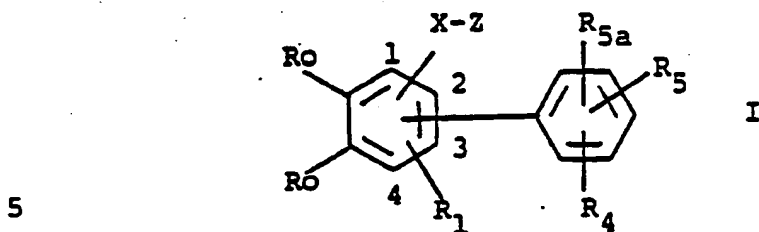
Anderson, Paul Leroy, Ger. Offen.

- 15 DE 3,525,256 discloses naphthyl analogs of
mevalonolactones of the structure

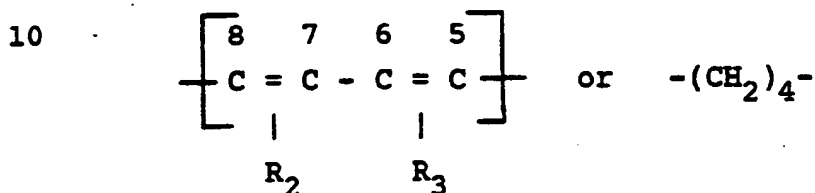


- 25 wherein R^1 is alkyl, $Z = Q, Q^1$; $R^7 = \text{H, or a}$
hydrolyzable ester group useful as inhibitors of
cholesterol biosynthesis and in treatment of
atherosclerosis.

- 30 WO 8402-903 (based on U.S. application
Serial No. 460,600, filed January 24, 1983) filed
in the name of Sandoz AG discloses mevalono-lactone
analogues useful as hypolipoproteinaemic agents
having the structure



wherein the two groups Ro together form a radical of formula



15 wherein R_2 is hydrogen, C_{1-4} alkyl, C_{1-4} alkoxy, (except t-butoxy), trifluoromethyl, fluoro, chloro, phenoxy or benzyloxy,

R_3 is hydrogen, C_{1-3} alkyl, C_{1-3} alkoxy, trifluoromethyl, fluoro, chloro, phenoxy or
20 benzyloxy, with the provisos that not more than one of R_2 and R_3 is trifluoromethyl, not more than one of R_2 and R_3 is phenoxy, and not more than one of R_2 and R_3 is benzyloxy,

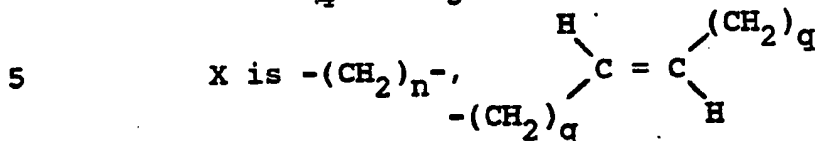
R_1 is hydrogen, C_{1-6} alkyl, fluoro, chloro
25 or benzyloxy,

R_4 is hydrogen, C_{1-4} alkyl, C_{1-4} alkoxy, (except t-butoxy), trifluoromethyl, fluoro, chloro, phenoxy or benzyloxy,

R_5 is hydrogen, C_{1-3} alkyl, C_{1-3} alkoxy,
30 trifluoromethyl, fluoro, chloro, phenoxy or benzyloxy,

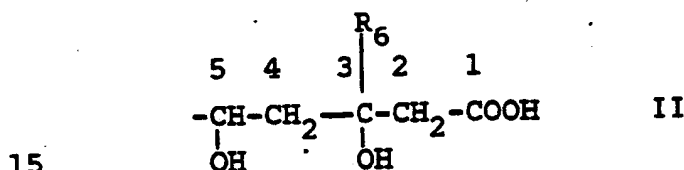
R_{5a} is hydrogen, C_{1-2} alkyl, C_{1-2} alkoxy, fluoro or chloro, and with the provisos that not

more than one of R₄ and R₅ is trifluoromethyl, not more than one of R₄ and R₅ is phenoxy and not more than one of R₄ and R₅ is benzyloxy,



wherein n is 0, 1, 2 or 3 and both q's are 0 or one is 0 and the other is 1,


10 Z is



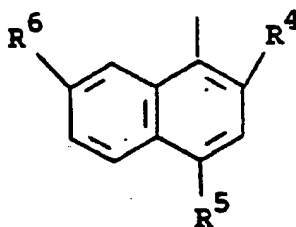
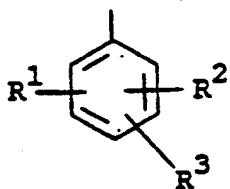
wherein R₆ is hydrogen or C₁₋₃ alkyl, with the general proviso that -X-Z and the R₄ bearing phenyl group are ortho to each other;

20 in free acid form or in the form of a physiologically-hydrolysable and acceptable ester or a δ lactone thereof or in salt form.

25 European patent application 127,848-A (Merck & Co, Inc.) discloses derivatives of 3-hydroxy-5-thia-w-aryl-alkanoic acids having the structural formula:



wherein Z is:



n is 0, 1 or 2;

10 E is -CH₂-, -CH₂-CH₂-, -CH₂-CH₂-CH₂-,
-CH=CH-CH₂-; or -CH₂-CH=CH-;

R₁, R₂ and R₃ are, e.g., hydrogen, chloro,
bromo, fluoro, C₁-alkyl, phenyl, substituted phenyl
or OR₇ in which R₇ is, e.g., hydrogen,

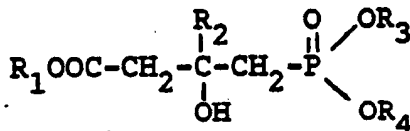
15 C₂₋₈alkanoyl, benzoyl, phenyl, substituted
phenyl, C₁₋₉alkyl, cinnamyl, C₁₋₄haloalkyl, allyl,
cycloalkyl-C₁₋₃alkyl, adamantyl-C₁₋₃-alkyl, or
phenyl C₁₋₃ alkyl;

20 R₄, R₅ and R₆ are hydrogen, chloro, bromo,
fluoro or C₁₋₃ alkyl; and

X is, e.g., hydrogen, C₁₋₃ alkyl, a cation
derived from an alkali metal or is ammonium.

25 Those compounds have antihypercholesterolemic
activity by virtue of their ability to inhibit
3-hydroxy-3-methylglutaryl-coenzyme A (HMG-CoA)
reductase and antifungal activity.

30 French patent application 2,596,393 A filed
on April 1, 1986 (Sanofi SA) discloses
3-carboxy-2-hydroxy-propane-phosphonic acid
derivatives including salts thereof which are
useful as hypolipaeamic agents and have the formula:



5

wherein R_1 and $\text{R}_2 = \text{H}$, lower alkyl or optionally substituted aralkyl;

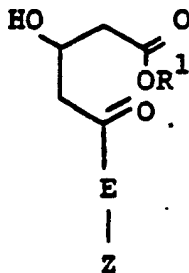
R_3 and $\text{R}_4 = \text{H}$, lower alkyl or optionally substituted aryl or aralkyl.

10

These compounds are disclosed as giving greater reductions in cholesterol, triglyceride and phospholipid levels than meglutol.

European patent application 142,146-A (Merck & Co., Inc) discloses mevinolin-like compounds of the structural formula:

15



wherein:

25

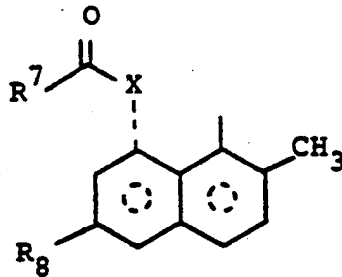
R_1 is, e.g., hydrogen or C_{1-4} alkyl;

E is $-\text{CH}_2\text{CH}_2-$, $-\text{CH}=\text{CH}-$, or $-(\text{CH}_2)_r-$; and

Z is

1)

5

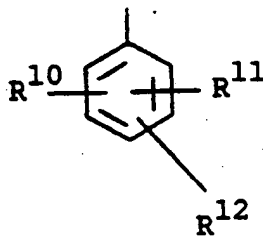


10 wherein X is -O- or -NR⁹ wherein R⁹ is hydrogen or C₁₋₃alkyl;

R⁷ is C₂₋₈alkyl; and
R⁸ is hydrogen or CH₃;

2)

15

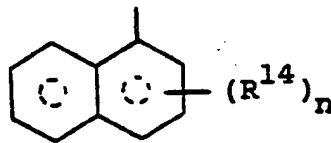


20

wherein R¹⁰, R¹¹ and R¹² are independently, e.g., hydrogen, halogen or C₁₋₄alkyl;

3)

25

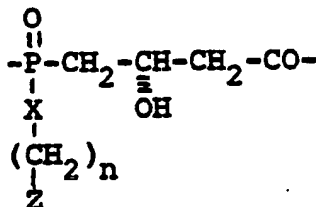


30

In accordance with the present invention,
there is provided phosphorus-containing compounds

which inhibit the enzyme 3-hydroxy-3-methylglutaryl-coenzyme A reductase (HMG-CoA Reductase) and thus are useful as hypocholesterolemic agents and include the following moiety

5

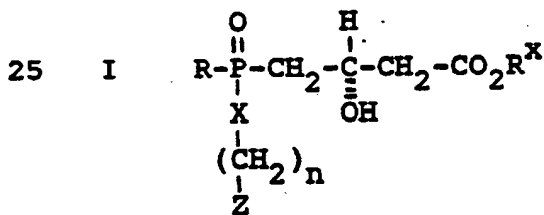


10

wherein X is -O- or -NH-, n is 1 or 2 and Z is a "hydrophobic anchor".

15 The term hydrophobic anchor as employed herein refers to a lipophilic group which when linked to the HMG-like upper side chain of the molecule by the appropriate linker ("X"), binds to a hydrophobic pocket of the enzyme not utilized in binding the substrate HMG CoA, resulting in
20 enhanced potency relative to compounds where Z=H.

In preferred embodiments, the compounds of the invention have the formula I



30 including salts thereof, wherein R is OH, lower alkoxy or lower alkyl;

R^x is H or lower alkyl;

X is -O- or -NH-;

n is 1 or 2;

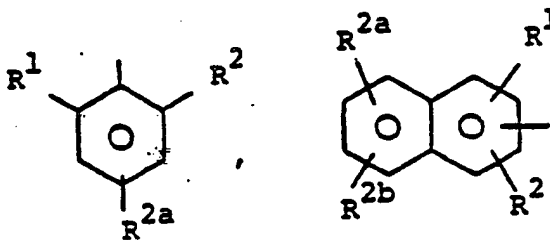
Z is a hydrophobic anchor;

and including pharmaceutically acceptable

5 salts thereof.

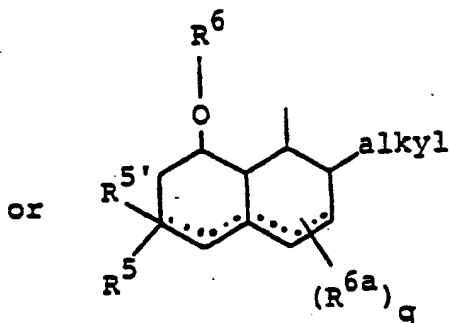
The terms "salt" and "salts" refer to basic salts formed with inorganic and organic bases. Such salts include ammonium salts, alkali metal salts like, lithium, sodium and potassium salts
10 (which are preferred), alkaline earth metal salts like the calcium and magnesium salts, salts with organic bases, such as amine like salts, e.g., dicyclohexylamine salt, benzathine, N-methyl-D-glucamine, hydrabamine salts, salts with amino
15 acids like arginine, lysine and the like. The nontoxic, pharmaceutically acceptable salts are preferred, although other salts are also useful, e.g., in isolating or purifying the product.

20 Examples of hydrophobic anchors which may be included in accordance with the present invention include, but are not limited to



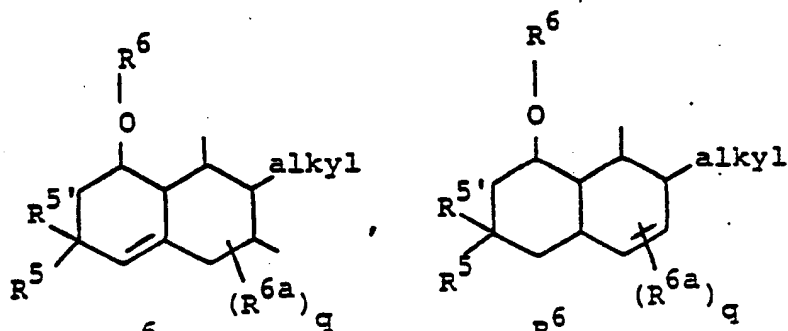
30

5



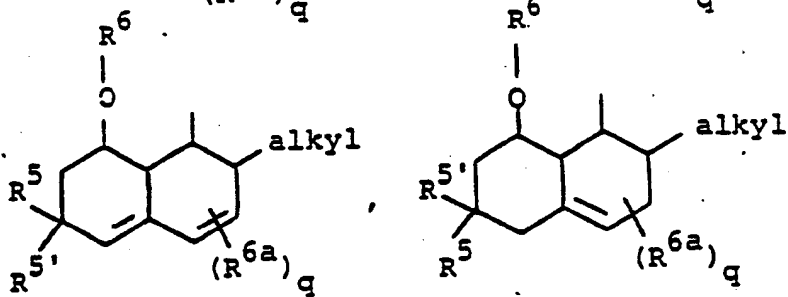
10 wherein the dotted lines represent optional double bonds, for example,

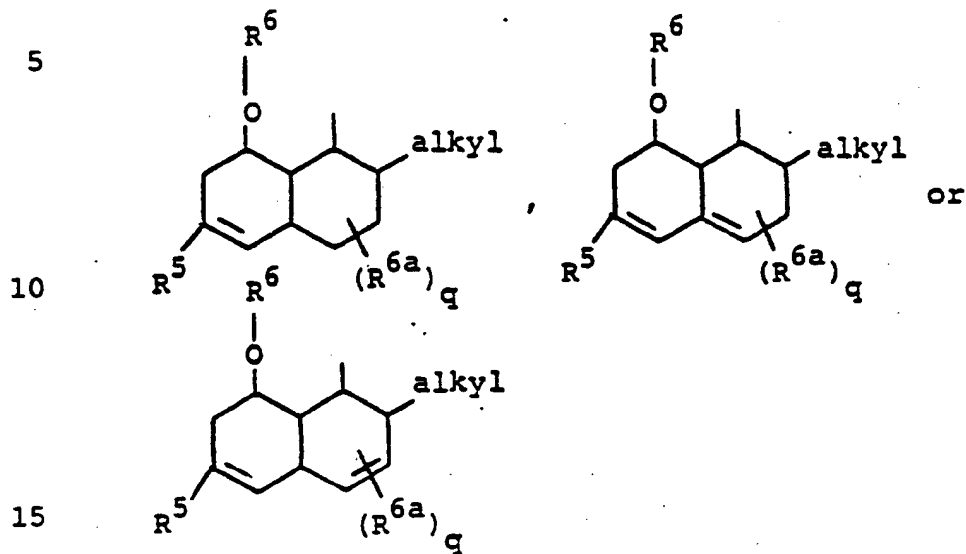
15



20

25

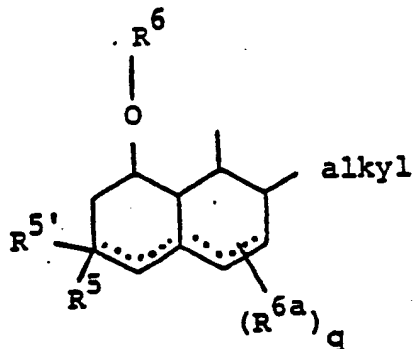




20 wherein R¹, R², R^{2a} and R^{2b} may be the same or
different and are each independently selected from
H, halogen, lower alkyl, haloalkyl, phenyl,
substituted phenyl or OR^Y wherein R^Y is H,
alkanoyl, benzoyl, phenyl, halophenyl,
25 phenyl-lower alkyl, lower alkyl, cinnamyl,
haloalkyl, allyl, cycloalkyl-lower alkyl,
adamantyl-lower alkyl or substituted phenyl-lower
alkyl.

Where Z is

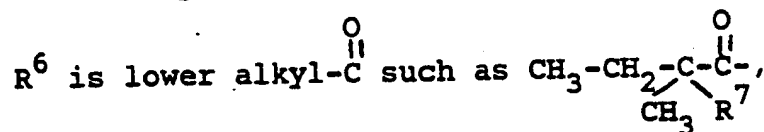
5



10

R^5 and $R^{5'}$ are the same or different and are H, lower alkyl or OH;

15



or aryl CH_2- ;

R^{6a} is lower alkyl, hydroxy, oxo or halogen;

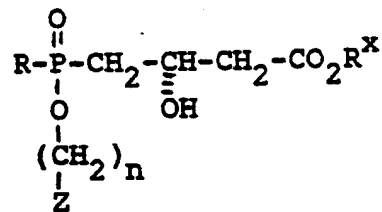
q is 0, 1, 2 or 3, and

R^7 is H or lower alkyl;

20

Thus, the compounds of formula I encompass

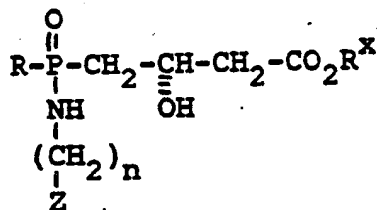
IA



and

25

IB



30

The term "lower alkyl" or "alkyl" as employed herein alone or as part of another group includes

both straight and branched chain hydrocarbons, containing 1 to 12 carbons in the normal chain, preferably 1 to 7 carbons, such as methyl, ethyl, propyl, isopropyl, butyl, t-butyl, isobutyl, pentyl, hexyl, isohexyl, heptyl, 4,4-dimethyl-
5 pentyl, octyl, 2,2,4-trimethylpentyl, nonyl, decyl, undecyl, dodecyl, the various branched chain isomers thereof, and the like as well as such groups including a halo-substituent, such as F, Br,
10 Cl or I or CF_3 , an alkoxy substituent, an aryl substituent, an alkyl-aryl substituent, a haloaryl substituent, a cycloalkyl substituent, an alkyl-cycloalkyl substituent, hydroxy, and alkylamino substituent, an alkanoylamino substituent, an aryl-
15 carbonylamino substituent, a nitro substituent, a cyano substituent, a thiol substituent or an alkylthio substituent.

The term "cycloalkyl" as employed herein alone or as part of another group includes
20 saturated cyclic hydrocarbon groups containing 3 to 12 carbons, preferably 3 to 8 carbons, which include cyclopropyl, cyclobutyl, cyclopentyl, cyclohexyl, cycloheptyl, cyclooctyl, cyclodecyl and cyclododecyl, any of which groups may be substituted with 1 or 2 halogens, 1 or 2 lower alkyl
25 groups, 1 or 2 lower alkoxy groups, 1 or 2 hydroxy groups, 1 or 2 alkylamino groups, 1 or 2 alkanoylamino groups, 1 or 2 arylcarbonylamino groups, 1 or 2 amino groups, 1 or 2 nitro groups, 1 or 2 cyano
30 groups, 1 or 2 thiol groups, and/or 1 or 2 alkylthio groups.

The term "aryl" or "Ar" as employed herein refers to monocyclic or bicyclic aromatic groups

containing from 6 to 10 carbons in the ring
portion, such as phenyl, naphthyl, substituted
phenyl or substituted naphthyl wherein the
substituent on either the phenyl or naphthyl may
5 be 1, 2 or 3 lower alkyl groups, halogens (Cl, Br
or F), 1, 2 or 3 lower alkoxy groups, 1, 2 or 3
hydroxy groups, 1, 2 or 3 phenyl groups, 1, 2 or 3
alkanoyloxy group, 1, 2 or 3 benzoyloxy groups, 1,
2 or 3 haloalkyl groups, 1, 2 or 3 halophenyl
10 groups, 1, 2 or 3 allyl groups, 1, 2 or 3 cyclo-
alkylalkyl groups, 1, 2 or 3 adamantylalkyl groups,
1, 2 or 3 alkylamino groups, 1, 2 or 3 alkanoyl-
amino groups, 1, 2 or 3 arylcarbonylamino groups,
1, 2 or 3 amino groups, 1, 2 or 3 nitro groups, 1,
15 2 or 3 cyano groups, 1, 2 or 3 thiol groups, and/or
1, 2 or 3 alkylthio groups with the aryl group
preferably containing 3 substituents.

The term "aralkyl", "aryl-alkyl" or
"aryl-lower alkyl" as used herein alone or as part
20 of another group refers to lower alkyl groups as
discussed above having an aryl substituent, such as
benzyl.

The term "lower alkoxy", "alkoxy", or
"aryloxy" or "aralkoxy" as employed herein alone or
25 as part of another group includes any of the above
lower alkyl, alkyl, aralkyl or aryl groups linked
to an oxygen atom.

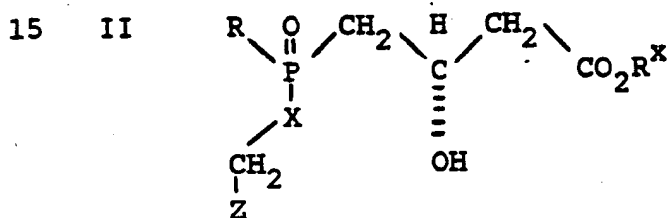
The term "lower alkylthio", "alkylthio",
"arylthio" or "aralkylthio" as employed herein alone
30 or as part of another group includes any of the
above lower alkyl, alkyl, aralkyl or aryl groups
linked to a sulfur atom.

The term "lower alkylamino", "alkylamino", "arylamino", "arylalkylamino" as employed herein alone or as part of another group includes any of the above lower alkyl, alkyl, aryl or arylalkyl groups linked to a nitrogen atom.

The term "alkanoyl" as used herein as part of another group refers to lower alkyl linked to a carbonyl group.

The term "halogen" or "halo" as used herein refers to chlorine, bromine, fluorine, iodine and CF_3 , with chlorine or fluorine being preferred.

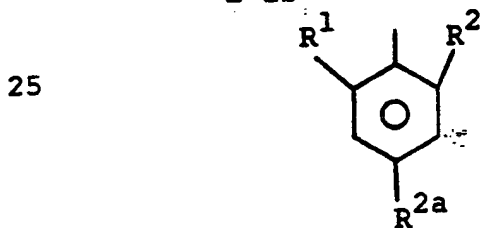
Preferred are those compounds of formula I which have the following structure



wherein R is OH, OLi; R^X is Li or H;

X is O or NH; and

Z is

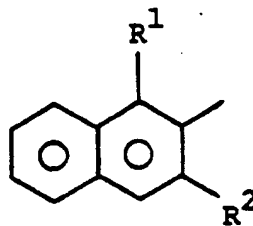


wherein R^1 is phenyl which includes an alkyl and/or halo substituent

30 or R^1 is benzyloxy which includes a halo substituent;

R^2 and R^{2a} are the same and are halogen or lower alkyl;

Z may also preferably be

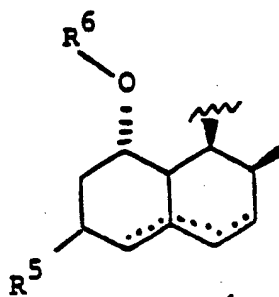


5

wherein R¹ and R² are as defined immediately above with respect to the compound of formula II, or

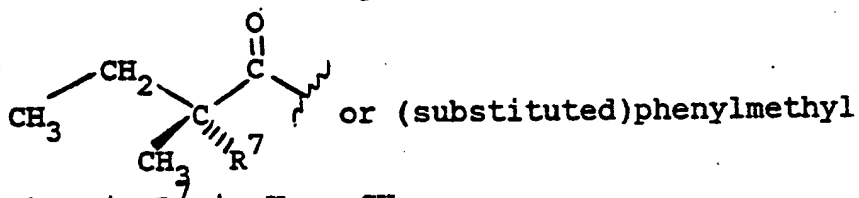
10

Z is



15

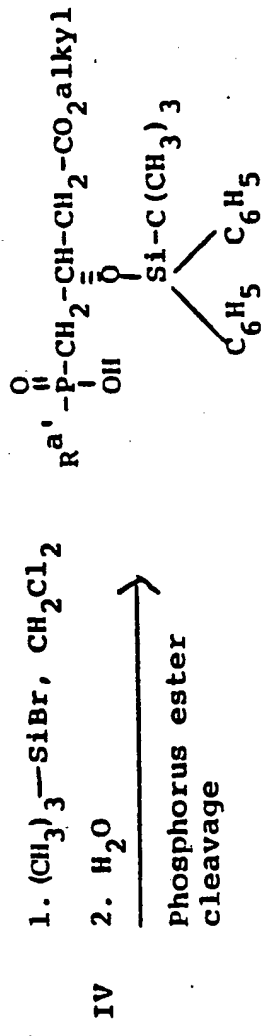
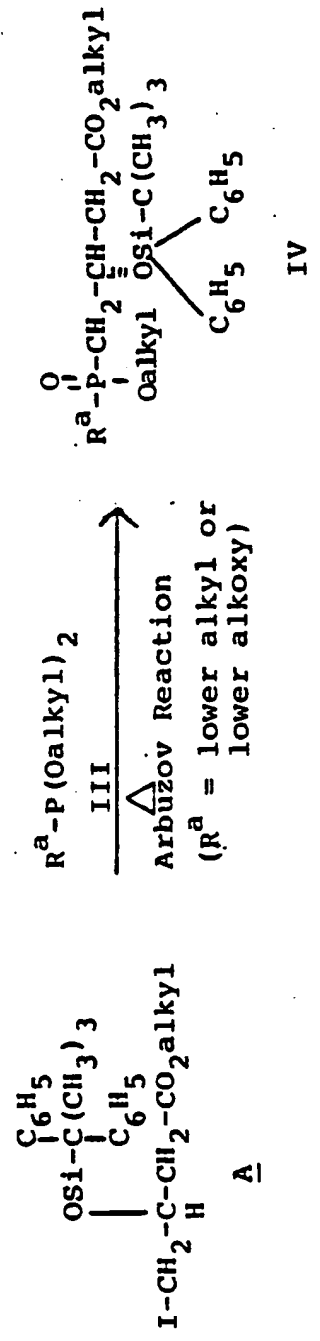
wherein R⁵ is H, CH₃ or OH and R⁶ is



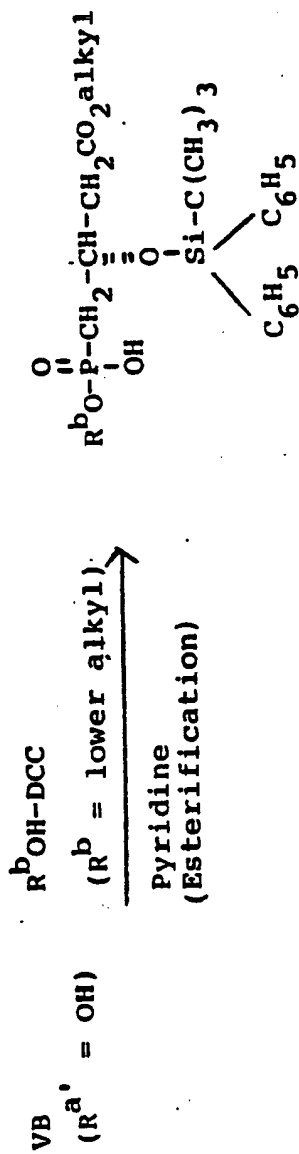
20

wherein R⁷ is H or CH₃.

The compounds of formula I of the invention may be prepared according to the following reaction sequence and description thereof.

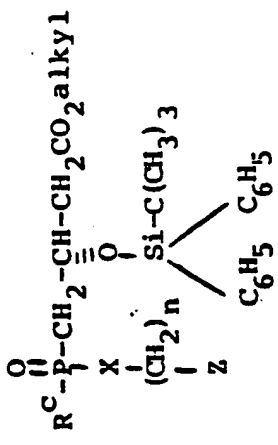


VA. - R^{a'} = lower alkyl where R^a was lower alkyl
 VB. - R^{a'} = OH where R^a was lower alkoxy



VI


- VI
or
VA.
- 1). $(\text{COCl})_2$; CH_2Cl_2 (Acid Cl Formation)
 - 2) $z-(\text{CH}_2)_n-\text{XH}$ (coupling reaction)
- $(\text{C}_2\text{H}_5)_3\text{N}$, DMAP



VII

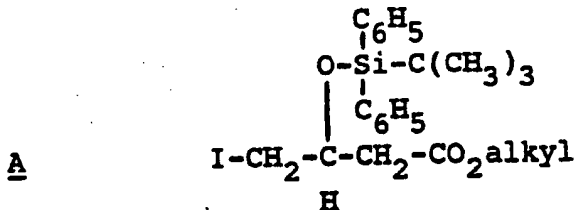
(R^C = lower alkyl or lower alkoxy)

- VII
- 1) $(n-\text{C}_4\text{H}_9)_4\text{NF}$, CH_3COOH , THF (silyl ether cleavage)
 - 2) OH^- , dioxane (Hydrolysis)

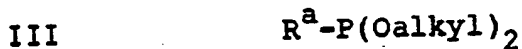


I.

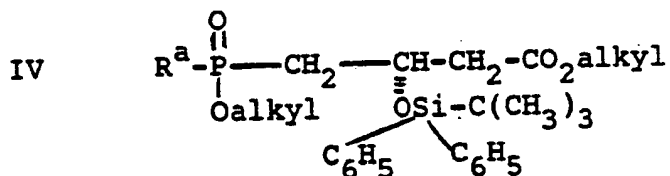
As seen in the above reaction sequence, compounds of Formula I may be prepared by subjecting iodide A to an Arbuzov reaction by heating iodide A



and phosphonite/phosphite III



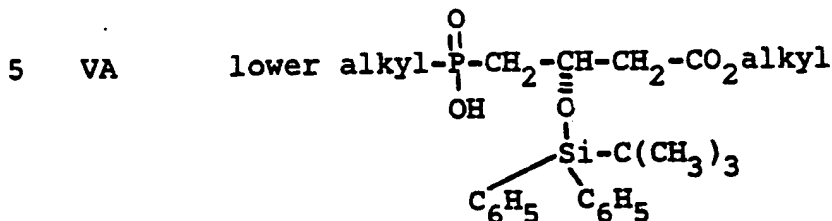
wherein R^a is lower alkyl or lower alkoxy, employing standard Arbuzov conditions and procedures to form phosphinate/phosphonate IV



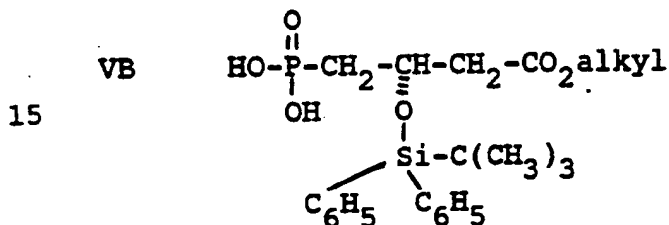
25 Phosphinate/phosphonate IV is a novel compound and as such is a part of the present invention.

30 Phosphinate/phosphonate IV is then subjected to a phosphorus ester cleavage by treating a solution of compound IV in an inert organic solvent, such as methylene chloride, sequentially with bis(trimethylsilyl)trifluoroacetamide (BSTFA) and trimethylsilyl bromide, under an inert atmosphere

such as argon to form the phosphinic acid VA where R^a in IV is lower alkyl, that is,



10 or phosphonic acid VB (wherein R^a in IV is lower alkoxy), that is

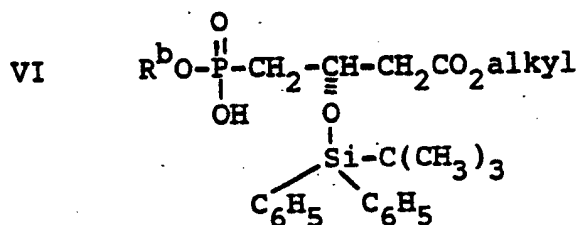


20 Compounds VA and VB are novel intermediates and as such part of the present invention.

Where phosphonic acid VB is obtained, it is esterified by treating VB in dry pyridine with alcohol

25 VC $R^b\text{OH}$ (where R^b is lower alkyl)

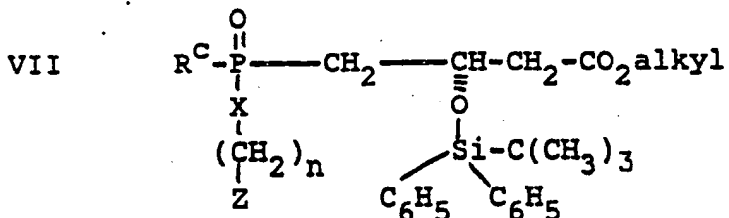
and dicyclohexyl carbodiimide and the resulting reaction mixture is stirred under an inert atmosphere, such as argon, to form phosphonic mono
30 alkyl ester VI



Ester VI or phosphinic acid VA is then dissolved in an inert organic solvent, such as, methylene chloride, benzene or tetrahydrofuran (THF) and treated with trimethylsilyldiethylamine and stirred under an inert atmosphere such as argon; the mixture is evaporated and then dissolved in methylene chloride (or other appropriate inert organic solvent). The resulting solution is cooled to a temperature within the range of from about 0°C to about 25°C, treated with oxalyl chloride and then evaporated to give crude phosphonochloridate. The phosphonochloridate is dissolved in inert organic solvent such as methylene chloride, benzene, pyridine or THF; the solution is cooled to a temperature within the range of from about -20°C to about 0°C and treated with



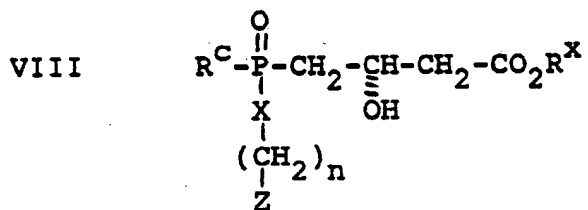
25 employing a molar ratio of VI or VA:B of within the range of from about 0.5:1 to about 3:1 and preferably from about 1:1 to about 2:1, followed by triethylamine and catalytic 30 4-dimethylaminopyridine (DMAP) to form adduct VII



wherein R^C is lower alkyl or lower alkoxy.

10 Compound VII is subjected to silyl ether cleavage by treating a VII in an inert organic solvent such as tetrahydrofuran, with glacial acetic acid and tetrabutylammonium fluoride to form ester VIII

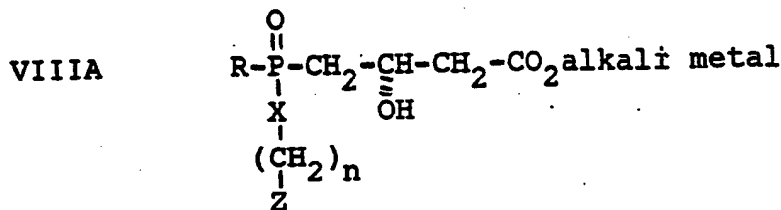
15



(R^X = alkyl)

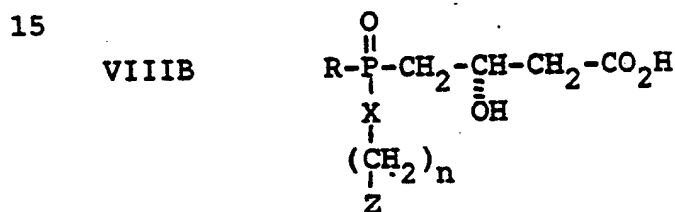
25 The ester VIII may then be hydrolyzed to the corresponding alkali metal salt or acid, that is, where R^X is alkali metal or H by treatment with strong base such as lithium hydroxide in the presence of dioxane, tetrahydrofuran or other inert organic solvent, under an inert atmosphere such as

30 argon, at 25°C, employing a molar ratio of base:ester VIII of within the range of from about 1:1 to about 1.1:1 to form the corresponding alkali metal salt



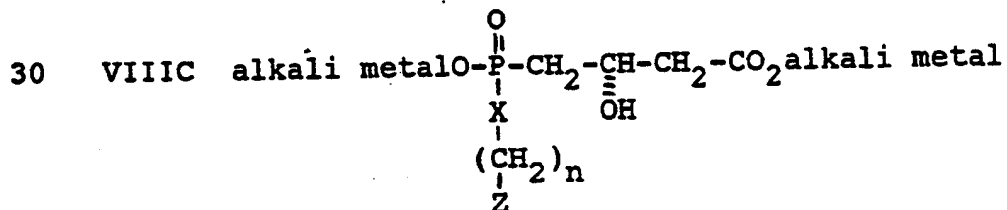
wherein R is lower alkyl or lower alkoxy.

10 Compound VIIIA may then be treated with strong acid such as HCl to form the corresponding acid VIIIB



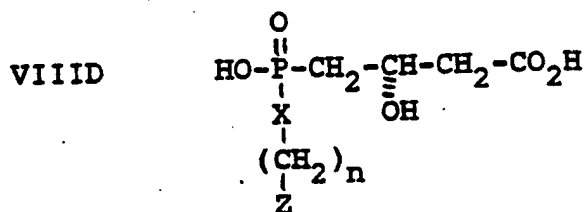
20

The ester VIII wherein R is lower alkoxy may be converted to the corresponding di-alkali metal salt by treating ester VIII with strong base at 50-60°C employing a molar ratio of base:ester VIII of within the range of from about 2:1 to about 4:1 to form VIIIC



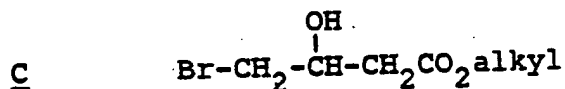
The di-alkali metal salt VIIIC may be converted to the corresponding acid wherein R is OH by treatment with strong acid such as HCl to form VIIID

5



The iodide starting material A may be prepared starting with the bromide C

15

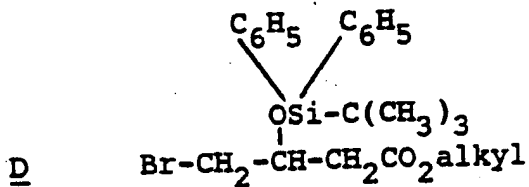


20

(prepared employing procedures as described in Tetrahedron Lett. 26, 2951 (1985)) which is dissolved in solution in dimethylformamide (DMF) with imidazole and 4-dimethylamino pyridine and the resulting solution is treated with t-butyl diphenyl silyl chloride under an inert atmosphere such as argon to form the silyl ether D


25

30



A solution of silyl ether D in an inert organic solvent such as methyl ethyl ketone or DMF is treated with sodium iodide under an inert atmosphere such as argon, to form iodide A.

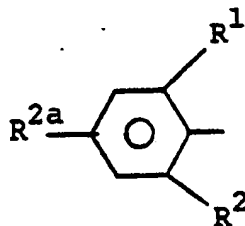
5 The starting compound B



may be prepared as described below depending upon the definition of Z and X.

10 Thus, compounds of formula B wherein Z is

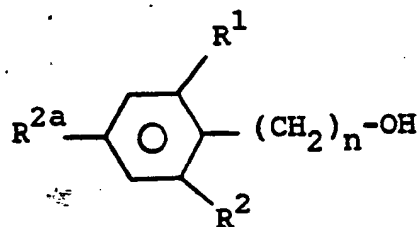
15



20 and X is O, that is, compounds of the structure

25

B1

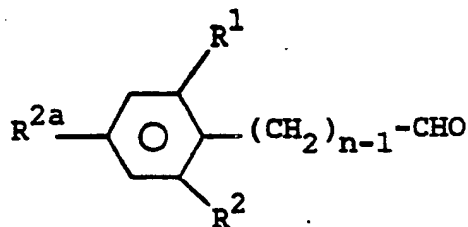


may be prepared by treating aldehyde E

30

E

5

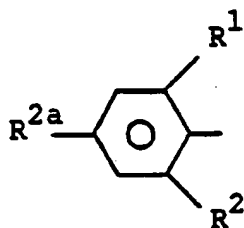


with a reducing agent such as lithium aluminum
hydride or sodium borohydride.

10

Compounds of formula B where Z is

15

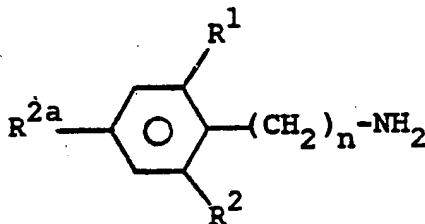


and X is N, that is compounds of the structure

20

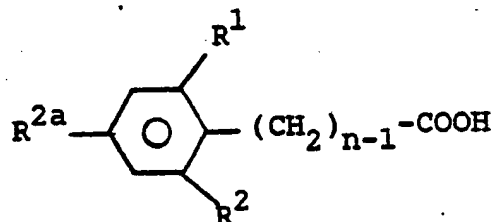
B²

25



may be prepared by oxidizing the aldehyde E by
treating E in solution with acetone with, for
30 example, Jones reagent to form the acid F

F

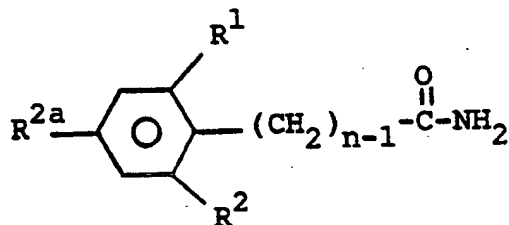


5

which in suspension with methylene chloride is treated with oxalyl chloride to form the corresponding acid chloride which is dissolved in an inert organic solvent such as tetrahydrofuran, and treated with a mixture of concentrated ammonium hydroxide in tetrahydrofuran to form an amide of the structure

15

G



20

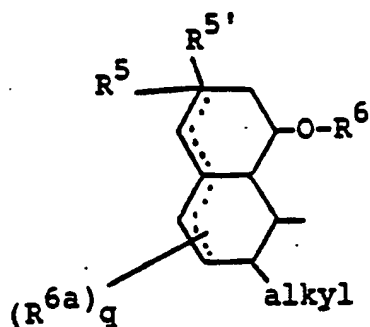
Amide G is then reduced to the corresponding amine B² by treating G with a reducing agent such as lithium aluminum hydride.

25

Starting compounds of formula B wherein Z is

H

5

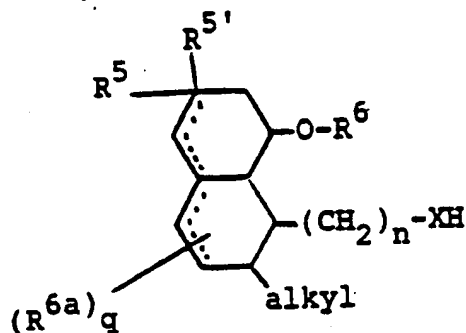


and X is O or -NH-, that is, compounds of the structure

10

H'

15

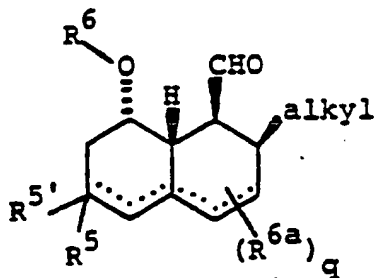


where X is O are disclosed by C. H. Heathcock et al, J. Org. Chem. 50, 1190 (1985). Compounds of formula H' were X is NH may be prepared by the reductive amination of

20

25

J



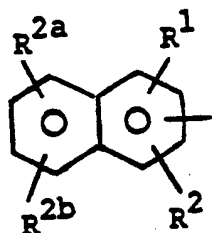
30

(prepared as disclosed by C. H. Heathcock et al, supra)

by treating J with ammonium acetate and sodium cyanoborohydride in the presence of an alcohol solvent such as methanol.

Starting compound of formula B wherein Z is

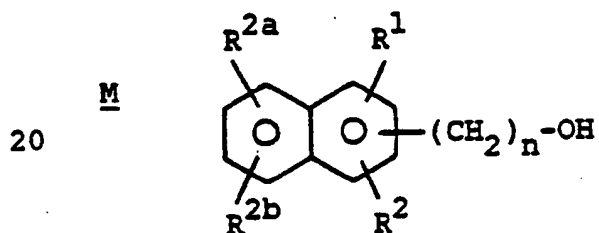
5



10

and X is O, that is, compounds of the structure

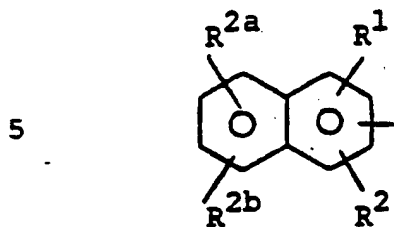
15



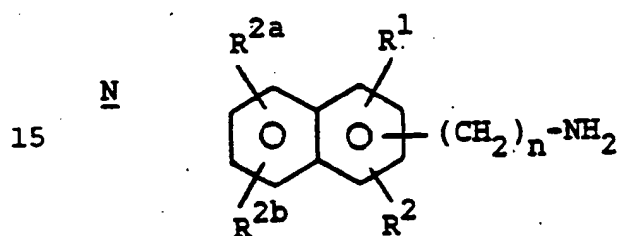
20

25 are disclosed in WO 8402-903-A and GB 2,162,179A both filed in the name of Sandoz.

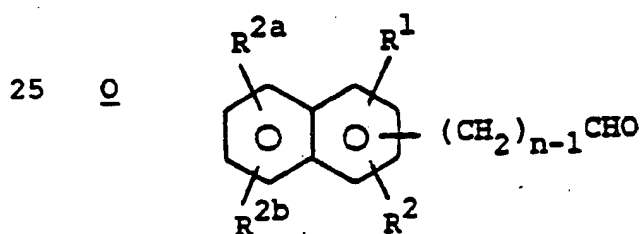
Starting compounds of formula B wherein Z is



10 and X is NH, that is, compounds of the structure



20 may be prepared by the reductive amination of the aldehyde O



30

by treating O with ammonium acetate and sodium cyanoborohydride in the presence of an alcohol solvent such as methanol.

The compounds of the invention may be prepared as racemic mixtures and may later be resolved to obtain the S-isomer which is preferred. However, the compounds of the invention may be prepared directly in the form of their S-isomers as described herein and in the working examples set out hereinafter.

The compounds of the invention are inhibitors of 3-hydroxy-3-methyl-glutaryl coenzyme A (HMG-CoA) reductase and thus are useful in inhibiting cholesterol biosynthesis as demonstrated by the following tests.

1) Rat Hepatic HMG-CoA Reductase

Rat hepatic HMG-CoA reductase activity is measured using a modification of the method described by Edwards (Edwards, P.A., et al., J. Lipid Res. 20:40, 1979). Rat hepatic microsomes are used as a source of enzyme, and the enzyme activity is determined by measuring the conversion of the ^{14}C -HMG-CoA substrate to ^{14}C -mevalonic acid.

a. Preparation of Microsomes

Livers are removed from 2-4 cholestyramine-fed, decapitated, Sprague Dawley rats, and homogenized in phosphate buffer A (potassium phosphate, 0.04 M, pH 7.2; KCl, 0.05 M; sucrose, 0.1 M; EDTA, 0.03 M; aprotinin, 500 KI units/ml). The homogenate is spun at 16,000 x g for 15 minutes at 4°C. The supernatant is removed and recentrifuged under the same conditions a second time. The second 16,000 x g supernatant is

spun at 100,000 x g for 70 minutes at 4°C.
Pelleted microsomes are resuspended in a minimum
volume of buffer A (3-5 ml per liver), and
homogenized in a glass/glass homogenizer.
5 Dithiothreitol is added (10 mM), and the
preparation is aliquoted, quick frozen in
acetone/dry ice, and stored at -80°C. The
specific activity of the first microsomal
preparation was 0.68 nmole mevalonic acid/mg
10 protein/minute.

b. Enzyme Assay

The reductase is assayed in 0.25 ml which
contains the following components at the indicated
15 final concentrations:

	0.04 M	Potassium phosphate, pH 7.0
	0.05 M	KCl
	0.10 M	Sucrose
20	0.03 M	EDTA
	0.01 M	Dithiothreitol
	3.5 mM	NaCl
	1%	Dimethylsulfoxide
	50-200 µg	Microsomal protein
25	100 µM	¹⁴ C-[DL]HMG-CoA (0.05 µCi, 30-60 mCi/mmole)
	2.7 mM	NADPH (nicotinamide adenine dinucleotide phosphate)

30 Reaction mixtures are incubated at 37°C. Under
conditions described, enzyme activity increases
linearly up to 300 µg microsomal protein per
reaction mixture, and is linear with respect to

incubation time up to 30 minutes. The standard incubation time chosen for drug studies is 20 minutes, which results in 12-15% conversion of HMG-CoA substrate to the mevalonic acid product. 5 [DL-]HMG-CoA substrate is used at 100 μ M, twice the concentration needed to saturate the enzyme under the conditions described. NADPH is used in excess at a level 2.7 times the concentration required to achieve maximum enzyme velocity.

10

Standardized assays for the evaluation of inhibitors are conducted according to the following procedure. Microsomal enzyme is incubated in the presence of NADPH at 37°C for 15 15 minutes. DMSO vehicle with or without test compound is added, and the mixture further incubated for 15 minutes at 37°C. The enzyme assay is initiated by adding 14 C-HMG-CoA substrate. After 20 minutes incubation at 37°C 20 the reaction is stopped by the addition of 25 μ l of 33% KOH. 3 H-mevalonic acid (0.05 μ Ci) is added, and the reaction mixture allowed to stand at room temperature for 30 minutes. Fifty μ l 5N HCl is added to lactonize the mevalonic acid. 25 Bromophenol blue is added as a pH indicator to monitor an adequate drop in pH. Lactonization is allowed to proceed for 30 minutes at room temperature. Reaction mixtures are centrifuged for 15 minutes at 2800 rpm. The supernatants are 30 layered onto 2 grams AG 1-X8 anion exchange resin (Biorad, formate form) poured in 0.7 cm (id) glass columns, and eluted with 2.0 ml H₂O. The first 0.5 ml is discarded, and the next 1.5 ml is

collected and counted for both tritium and carbon
14 in 10.0 ml Opti-fluor scintillation fluid.
Results are calculated as nmoles mevalonic acid
produced per 20 minutes, and are corrected to 100%
5 recovery of tritium. Drug effects are expressed
as I_{50} values (concentration of drug producing 50%
inhibition of enzyme activity) derived from
composite dose response data with the 95%
confidence interval indicated.

10 Conversion of drugs in lactone form to
their sodium salts is accomplished by solubilizing
the lactone in DMSO, adding a 10-fold molar excess
of NaOH, and allowing the mixture to stand at room
temperature for 15 minutes. The mixture is then
15 partially neutralized (pH 7.5-8.0) using 1N HCl,
and diluted into the enzyme reaction mixture.

2) Cholesterol Synthesis in Freshly Isolated Rat Hepatocytes

20 Compounds which demonstrate activity as
inhibitors of HMG-CoA reductase are evaluated for
their ability to inhibit ^{14}C -acetate incorporation
into cholesterol in freshly isolated rat hepatocyte
suspensions using methods originally described by
25 Capuzzi et al. (Capuzzi, D.M. and Margolis, S.,
Lipids, 6:602, 1971).

a. Isolation of Rat Hepatocytes

30 Sprague Dawley rats (180-220 grams) are
anesthetized with Nembutol (50 mg/kg). The
abdomen is opened and the first branch of the
portal vein is tied closed. Heparin (100-200
units) is injected directly into the abdominal

vena cava. A single closing suture is placed on the distal section of the portal vein, and the portal vein is canulated between the suture and the first branching vein. The liver is perfused at a rate of 20 ml/minute with prewarmed (37°C), oxygenated buffer A (HBSS without calcium or magnesium containing 0.5 mM EDTA) after severing the vena cava to allow drainage of the effluent. The liver is additionally perfused with 200 ml of prewarmed buffer B (HBSS containing 0.05% bacterial collagenase). Following perfusion with buffer B, the liver is excised and decapsulated in 60 ml Waymouth's medium allowing free cells to disperse into the medium. Hepatocytes are isolated by low speed centrifugation for 3 minutes at 50xg at room temperature. Pelleted hepatocytes are washed once in Waymouth's medium, counted and assayed for viability by trypan blue exclusion. These hepatocyte enriched cell suspensions routinely show 70-90% viability.

b. ¹⁴C-Acetate Incorporation into
Cholesterol

Hepatocytes are resuspended at 5×10^6 cells per 2.0 ml in incubation medium (IM) [0.02 M Tris-HCl (pH 7.4), 0.1 M KCl, 3.3 mM sodium citrate, 6.7 mM nicotinamide, 0.23 mM NADP, 1.7 mM glucose-6-phosphate].

Test compounds are routinely dissolved in DMSO or DMSO:H₂O (1:3) and added to the IM. Final DMSO concentration in the IM is $\leq 1.0\%$, and has no significant effect on cholesterol synthesis.

Incubation is initiated by adding
14C-acetate (58 mCi/mmol, 2 µCi/ml), and placing
the cell suspensions (2.0 ml) in 35 mm tissue
culture dishes, at 37°C for 2.0 hours. Following
5 incubation, cell suspensions are transferred to
glass centrifuge tubes and spun at 50xg for 3
minutes at room temperature. Cell pellets are
resuspended and lysed in 1.0 ml H₂O, and placed in
an ice bath.

10 Lipids are extracted essentially as
described by Bligh, E. G. and W. J. Dyer, Can. J.
Biochem. and Physiol., 37:911, 1959. The lower
organic phase is removed and dried under a stream
of nitrogen, and the residue resuspended in (100
15 µl) chloroform:methanol (2:1). The total sample
is spotted on silica gel (LK6D) thin-layer plates
and developed in hexane:ethyl ether:acetic acid
(75:25:1). Plates are scanned and counted using a
BioScan automated scanning system. Radiolabel in
20 the cholesterol peak (RF 0.28) is determined and
expressed as total counts per peak and as a
percent of the label in the total lipid extract.
Cholesterol peaks in control cultures routinely
contain 800-1000 cpm, and are 9-20% of the label
25 present in the total lipid extract; results
comparable with Capuzzi, et al., indicating 9% of
extracted label in cholesterol.

Drug effects (% inhibition of cholesterol
synthesis) are determined by comparing % of label
30 in cholesterol for control and drug treated
cultures. Dose response curves are constructed
from composite data from two or more studies, and

results are expressed as I_{50} values with a 95% confidence interval.

3) Cholesterol Synthesis in Human Skin Fibroblasts

5 Compound selectivity favoring greater
inhibitory activity in hepatic tissue would be an
attribute for a cholesterol synthesis inhibitor.
Therefore, in addition to evaluating cholesterol
synthesis inhibitors in hepatocytes, these
10 compounds are also tested for their activity as
inhibitors of cholesterol synthesis in cultured
fibroblasts.

a. Human Skin Fibroblast Cultures

15 Human skin fibroblasts (passage 7-27) are
grown in Eagles' minimal essential medium (EM)
containing 10% fetal calf serum. For each
experiment, stock cultures are trypsonized to
disperse the cell monolayer, counted, and plated
20 in 35 mm tissue culture wells (5×10^5 cells/2.0
ml). Cultures are incubated for 18 hours at 37°C
in 5% CO₂/95% humidified room air. Cholesterol
biosynthetic enzymes are induced by removing the
serum containing medium, washing the cell
25 monolayers, and adding 1.0 ml of EM containing
1.0% fatty acid free bovine serum albumin, and
incubating the cultures an additional 24 hours.

b. ¹⁴C-Acetate Incorporation into
Cholesterol

30 Induced fibroblast cultures are washed with
EMEM₁₀₀ (Earle's minimal essential medium). Test
compounds are dissolved in DMSO or DMSO:EM (1:3)

(final DMSO concentration in cell cultures \leq 1.0%),
added to the cultures, and the cultures
preincubated for 30 minutes at 37°C in 5% CO₂/95%
humidified room air. Following preincubation with
5 drugs, [1-¹⁴C]Na acetate (2.0 μ Ci/ml, 58 mCi/mmol)
is added, and the cultures reincubated for 4 hours.
After incubation, the culture medium is removed,
and the cell monolayer (200 μ g cell protein per
10 culture) is scraped into 1.0 ml of H₂O. Lipids in
the lysed cell suspension are extracted into
chloroform:methanol as described for hepatocyte
suspensions. The organic phase is dried under
nitrogen, and the residue resuspended in
15 chloroform:methanol (2:1) (100 μ l), and the total
sample spotted on silica gel (LK6D) thin-layer
plates, and analyzed as described for hepatocytes.

Inhibition of cholesterol synthesis is
determined by comparing the percent of label in
the cholesterol peak from control and drug-treated
20 cultures. Results are expressed as I₅₀ values,
and are derived from composite dose response curves
from two or more experiments. A 95% confidence
interval for the I₅₀ value is also calculated from
the composite dose response curves.

25 A further aspect of the present invention is
a pharmaceutical composition consisting of at
least one of the compounds of formula I in
association with a pharmaceutical vehicle or
diluent. The pharmaceutical composition can be
30 formulated employing conventional solid or liquid
vehicles of diluents and pharmaceutical additives
of a type appropriate to the mode of desired
administration. The compounds can be administered

by an oral route, for example, in the form of tablets, capsules, granules or powders, or they can be administered by a parenteral route in the form of injectable preparations, such dosage forms
5 containing from 1 to 2000 mg of active compound per dosage, for use in the treatment. The dose to be administered depends on the unitary dose, the symptoms, and the age and the body weight of the patient.

10 The compounds of formula I may be administered in a similar manner as known compounds suggested for use in inhibiting cholesterol biosynthesis, such as lovastatin, in mammalian species such as humans, dogs, cats and
15 the like. Thus, the compounds of the invention may be administered in an amount from about 4 to 2000 mg in a single dose or in the form of individual doses from 1 to 4 times per day, preferably 4 to 200 mg in divided dosages of 1 to 100 mg, suitably
20 0.5 to 50 mg 2 to 4 times daily or in sustained release form.

The following working Examples represent preferred embodiments of the present invention. Unless otherwise indicated, all temperatures are expressed in degrees Centigrade. Flash chromatography was performed on either Merck 60 or Whatmann LPS-I silica gel. Reverse phase chromatography was performed on CHP-20 MCI gel resin supplied by Mitsubishi, Ltd.

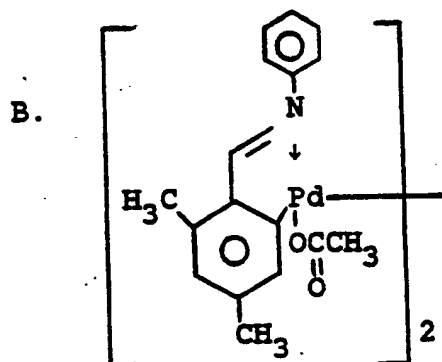
10

Example 1

(S)-4-[[[4'-Fluoro-3,3',5-trimethyl[1,1'-biphenyl]-2-yl]methoxy]methoxyphosphinyl]-3-hydroxy-butanoic acid, monolithium salt

15 A. N-(2,4-Dimethylbenzylidene)benzeneamine
Ref. Merck U. S. Patent No. 4,375,475, pg. 39.

20 A solution of freshly distilled 2,4-dimethylbenzaldehyde (Aldrich, 6.97 ml, 50 mmole) and distilled aniline (Aldrich, 4.56 ml, 50 mmole) in dry toluene (80.0 ml) was refluxed for 3.0 hours under argon in a flask equipped with a Dean-Stark apparatus. The mixture was cooled, then evaporated in vacuo to a yellow oil. The crude oil was purified by Kugelrohr distillation (0.5 mm Hg, 160-180°C) to give 8.172 g (78.1%) of
25 desired title benzeneimine as a light yellow oil which crystallized on standing to a low melting solid. TLC (4:1) Hex-acetone, RF=0.67 and 0.77 (geometric isomers), U.V. and I₂.



Ref. Merck U.S. Patent No. 4,375,475, pg. 39.

A mixture of Part A benzeneimine (6.0 g, 28.7 mmol) in glacial HOAc (144 ml) was treated with palladium (II) acetate (6.44 g, 28.7 mmole) and the clear, red homogeneous solution refluxed under argon for one hour. The resulting turbid mixture was filtered warm through a packed $\frac{1}{2}$ " bed of Celite into 900 ml of H₂O. Precipitated orange solid was collected by filtration and dried in vacuo at 65°C over P₂O₅ for 16.0 hours to give 10.627 g (85.5%) of desired title palladium complex as an orange solid with m.p. = 194°-196°C. (Literature m.p. of a recrystallized analytical sample = 203°-205°C).

15

20

25 C. 4'-Fluoro-3,3',5-trimethyl[1,1'-biphenyl]-2-carboxaldehyde
(1) Bromo[4-fluoro-3-methylphenyl]-magnesium

Ref. Merck U. S. Patent No. 4,375,475, pp. 37 and 38.

30

The title Part C(1) Grignard reagent was prepared by adding 5-bromo-2-fluorotoluene (22.5 g, 60.9 mmole, Fairfield Chemical Co.) dropwise

at a rate sufficient to maintain the reaction at reflux to stirred magnesium turnings (1.35 g, 55.4 mmole, 8.0 eq.) in dry Et₂O (70.0 ml). The reaction was initiated in an ultrasound device.

5 After bromide addition was complete, the mixture was stirred for one hour under argon at room temperature, refluxed for 15 minutes and then allowed to cool to room temperature.

10 (2) 4'-Fluoro-3,3',5-trimethyl[1,1'-biphenyl]-2-carboxaldehyde

In a second flask, a mixture of the Part B dipalladium complex (3.0 g, 6.92 mmole) and triphenylphosphine (14.52 g, 55.4 mmole, 8.0 eq.)
15 in dry benzene (100 ml) was stirred at room temperature under argon for 30 minutes. Freshly prepared and filtered (glass wool plug) Part C (1) Grignard reagent was then added in one portion by means of a cannula to this solution and the
20 mixture was stirred for 1.5 hours at room temperature under argon. 6.0 N HCl (35 ml) was added, the mixture stirred an additional hour at room temperature, then filtered through packed Celite (½" bed). The filtrate was extracted with
25 Et₂O (250 ml), the extract washed with brine (2 x 100 ml), dried over anhydrous MgSO₄ and evaporated in vacuo to give 13.35 g of a viscous orange oil which crystallized on standing. The crude orange solid was purified by flash chromatography on
30 silica gel (700 g) eluting with hexane, followed by (95:5) hexane-Et₂O. Product fractions were evaporated to give 1.507 g (89.9%) of desired title aldehyde as a light yellow solid with m.p. =

72°-75°C) (Literature reports m.p. = 73°-74°C).
TLC: (95:5) Hex-Et₂O, R_f = 0.40, U.V. and PMA.

5 D. 4'-Fluoro-3,3',5-trimethyl[1,1'-
biphenyl]-2-methanol

A cooled (0°C, ice bath) solution of dry
Et₂O (15.0 ml) was treated with LiAlH₄ (259 mg,
6.82 mmole, 0.55 eq.) and the gray suspension
treated dropwise over 15 minutes with a solution
10 of the Part C aldehyde (3.0 g, 12.4 mmole) in dry
Et₂O (15 ml). The mixture was stirred at room
temperature under argon for 30 minutes, then
cooled back to 0°C and quenched by sequential
dropwise addition of 260 µl H₂O, 260 µl of 15%
15 NaOH and 780 µl H₂O. The suspension was diluted
with EtOAc, filtered through anhydrous Na₂SO₄ over
packed Celite (¼" bed) and the colorless filtrate
evaporated in vacuo to give 2.99 g (98.8%) of a
white solid. Trituration of the crude solid with
20 cold hexane and drying in vacuo afforded 2.467 g
(81.6%) of desired title alcohol as a white solid
with m.p. 102-103°C. TLC: (9:1) Hex-EtOAc, R_f =
0.24, U.V. and PMA.

25 E. (S)-3-[[[(1,1-Dimethylethyl)diphenyl-
silyl]oxy]-4-(hydroxymethoxyphosphinyl)-
butanoic acid, methyl ester

(1) (S)-4-Bromo-3-hydroxybutanoic acid,
methyl ester

30 (1)(a) [R-(R*,R*)]-2,3,4-trihydroxy-
butanoic acid, calcium salt,
hydrate

Ref. Carbohydrate Research 72, pp. 301-304 (1979).

Calcium carbonate (50 g) was added to a solution of D-isoascorbic acid (44.0 g, 250 mmol) in H₂O (625 ml), the suspension cooled to 0°C (ice bath) and treated portionwise with 30% H₂O₂ (100 ml). The mixture was stirred at 30°-40°C (oil bath) for 30 minutes. Darco (10 g) was added and the black suspension heated on a steam bath until evolution of O₂ ceased. The suspension was filtered through Celite, evaporated in vacuo (bath temperature 40°C). The residue was taken up in H₂O (50 ml), warmed on a steam bath and CH₃OH was added until the solution was turbid. The gummy precipitated solid was collected by filtration and air dried to give 30.836 g (75.2%) of desired calcium salt as a powdery white solid. TLC (7:2:1) iPrOH-NH₄OH-H₂O, R_f = 0.19, PMA.

(1)(b) [S-(R*,S*)]-2,4-Dibromo-3-hydroxybutanoic acid, methyl ester

Ref. Bock, K. et al., Acta Scandinavica (B) 37, pp. 341-344 (1983)

Part (1)(a) calcium salt (30 g) was dissolved in 30-32% HBr in acetic acid (210 ml) and stirred at room temperature for 24 hours. Methanol (990 ml) was then added to the brown solution and it was stirred overnight. The mixture was evaporated to an orange oil, taken up in CH₃OH (75 ml), refluxed for 2.0 hours and evaporated. The residue was partitioned between EtOAc (100 ml) and H₂O, the organic phase washed with H₂O (2x) and brine then dried over anhydrous Na₂SO₄ and

evaporated to give 22.83 g (90.5%) of crude dibromide as a light orange oil. TLC (1:1) EtOAc-Hex, Rf = 0.69, UV & PMA.

5 (1)(c) (S)-4-Bromo-3-hydroxybutanoic
acid, methyl ester

Ref. the same as for preparation of (1)(b).

10 An argon purged solution of the dibromide (20.80 g, 75.4 mmol) and anhydrous NaOAc (21.0 g) in EtOAc (370 ml) and glacial HOAc (37 ml) was treated with 5% Pd/C (1.30 g) and the black suspension stirred under of H₂ (1 atm) while monitoring H₂ uptake. After 2.0 hours H₂ uptake was complete, the mixture was
15 filtered through Celite, the filtrate washed with saturated NaHCO₃ and brine then dried over anhydrous MgSO₄ and evaporated to give crude dibromoester as a brown oil. The crude oil was combined with another batch (starting from 36.77 g
20 of the dibromide) and vacuum distilled to give 25.77 g (61.3%) of desired title bromoester as a clear oil with b.p. = 79°-80°C (1.0 mm.Hg). TLC (1:1) EtOAc-Hex, Rf = 0.44, PMA.

25 Anal Calcd for C₅H₉O₃Br: C, 30.48; H, 4.60;
Br, 40.56

Found: C, 29.76; H, 4.50; Br, 39.86

30 (2) (S)-4-Bromo-3-[[[(1,1-dimethylethyl)-
diphenylsilyl]oxy]butanoic acid, methyl
ester

A solution of part E(1) bromohydrin (4.0 g, 20.4 mmol), imidazole (6.94 g, 5.0 eq.), and

4-dimethylamino pyridine (4-DMAP) (12 mg, 0.005 eq.) in dry DMF (40 ml) was treated with t-butyl-diphenylsilyl chloride (5.84 ml, 1.1 eq.) and the homogeneous mixture stirred overnight under argon at room temperature. The mixture was partitioned between 5% KHSO₄ and EtOAc, the organic phase washed with H₂O and brine, dried over anhydrous Na₂SO₄ and evaporated to give 9.32 g (100%) of crude silyl ether as a clear, viscous oil. TLC (3:1) Hex-EtOAc, R_f silyl ether = 0.75, U.V. and PMA.

(3) (S)-4-Iodo-3-[[[(1,1-dimethylethyl)-diphenylsilyl]oxy]butanoic acid, methyl ester

A solution of the crude Part E(2) bromide (9.32 g, 201 mmole) in methyl ethyl ketone (60 ml, dried over 4Å sieves) was treated with sodium iodide (15.06 g, 100.5 mmole, 5.0 eq.) and the yellow suspension refluxed for 5.0 hours under argon. The mixture was cooled, diluted with EtOAc, filtered, the filtrate washed with dilute NaHSO₃ (until colorless) and brine then dried over anhydrous Na₂SO₄ and evaporated in vacuo to give 10.17 g of a yellow oil. The crude oil was purified by flash chromatography on silica gel (600 g) eluting with (3:1) Hexane-CH₂Cl₂. Product fractions were combined and evaporated to give 7.691 g (74.2%, overall yield for both steps) of desired title iodide as a clear, colorless, viscous oil. TLC (3:1) Hex-EtOAc, product. R_f = 0.75, U.V. and PMA. (Note: product iodide co-spots with starting bromide).

(4) (S)-4-(Diethoxyphosphinyl)-3-[[[(1,1-dimethylethyl)diphenylsilyl]oxy]-
butanoic acid, methyl ester

A solution of the iodide (7.691 g) in
5 triethyl phosphite (20 ml) was heated at 155°C
(oil bath) for 3.5 hours under argon. The mixture
was cooled and excess phosphite distilled off
in vacuo (0.5 mm Hg, 75°C) to leave a yellow oil
(~8.0 g). The crude oil was purified by flash
10 chromatography on silica gel (400 g) eluting with
(4:1) Hexane-acetone. Product fractions were
evaporated to give 3.222 g (41.1%) of desired title
phosphonate as a clear, colorless, viscous oil.
TLC (1:1) Hex-acetone, R_f = 0.51, U.V. and PMA.
15 Additionally 2.519 g (61.1% corrected yield) of
starting Part (3) iodide was recovered.

(5) (S)-3-[[[(1,1-Dimethylethyl)diphenyl-
silyl]oxy]-4-phosponobutanoic acid,
20 methyl ester

A solution of the Part (4) phosphonate
(9.85 g, 20.0 mmole) in dry CH₂Cl₂ (60 ml) was
treated sequentially with bistrimethylsilyltri-
fluoroacetamide (BSTFA) (5.31 ml, 32.0 mmole, 1.6
25 eq.) and trimethylsilyl bromide (TMSBr) (6.60 ml
50.0 mmole, 2.5 eq.) and the clear mixture stirred
overnight under argon at room temperature. 5%
KHSO₄ (80 ml) was added and the mixture was
extracted with EtOAc. The aqueous phase was
30 saturated with NaCl and re-extracted with EtOAc.
The combined organic layers were washed with brine,
dried over anhydrous Na₂SO₄ and evaporated
in vacuo to give crude title phosphonic acid as a

viscous oil. TLC (7:2:1) iPrOH-NH₄OH-H₂O, Rf = 0.30, U.V. and PMA.

5 (6) (S)-3-[[[(1,1-Dimethylethyl)diphenyl-
silyloxy]-4-(hydroxymethoxyphosphinyl)-
butanoic acid, methyl ester

Part (5) crude phosphonic acid (~20.0 mmole) in dry pyridine (25 ml) was treated with dried CH₃OH (over 3Å sieves, 1.62 ml, 40.0 mmole, 2.0
10 eq.) and dicyclohexyl carbodiimide (DCC) (4.54 gm, 22.0 mmole, 1.10 eq.) and the resulting white suspension stirred under argon at room temperature overnight. Pyridine was removed in vacuo, then azeotroped with benzene (2 x 15 ml). The residual
15 oil was dissolved in EtOAc, filtered and washed with 1.0 N HCl and brine, dried over anhydrous Na₂SO₄ and evaporated in vacuo to give 8.272 g of crude title ester as an oil containing a small amount of precipitated dicyclohexyl urea
20 (DCU). TLC (7:2:1) iPrOH-NH₄-OH H₂O, Rf = 0.60, U.V. and PMA.

25 F. (S)-4-[[[4'-Fluoro-3,3',5-trimethyl-
[1,1'-biphenyl]-2-yl]methoxyphosphinyl]-
3-t-butylidiphenylsilyloxybutanoic acid,
methyl ester

Part E crude phosphonic acid mono methyl ester (6.595 gm, ~14.7 mmole) was dissolved in dry CH₂Cl₂ (30 ml), treated with distilled trimethyl-
30 silyldiethylamine (5.60 ml, 29.4 mmole, 2.0 eq.) and stirred under argon at room temperature for 1 hour. The mixture was evaporated in vacuo, chased with benzene (1 x 30 ml) and dried in vacuo.

The light yellow viscous oil was dissolved in dry CH_2Cl_2 (30 ml) and DMF (dried over 4Å sieves, 2 drops), the clear solution cooled to -10°C (salt/ice bath) and treated dropwise via syringe with distilled oxalyl chloride (1.41 ml, 16.2 mmole, 1.1 eq.). Vigorous gas evolution was evident and the solution became deeper yellow in color. The mixture was stirred under argon at -10°C for 15 minutes then allowed to stir at room temperature for 1 hour. The mixture was evaporated in vacuo, chased with benzene (1 x 30 ml) and dried in vacuo to give crude phosphonochloridate as a yellow oil.

To a solution of the crude phosphonochloridate (~ 14.7 mmole) in dry CH_2Cl_2 (10 ml) was added dropwise a solution of the Part D biphenyl alcohol (2.06 g, 8.43 mmole) in dry pyridine (15 ml) and the resulting mixture stirred at room temperature under argon for 16 hours. The mixture was evaporated to dryness and the residue partitioned between 5% KHSO_4 and EtOAc. The organic phase washed with saturated NaHCO_3 and brine then dried over anhydrous Na_2SO_4 and evaporated in vacuo to give 8.290 g of a brown oil. The crude product was purified by flash chromatography on silica gel (370 g) eluting with (70:30) Hexane-acetone. Product fractions were combined and evaporated to give 3.681 g (66%) of the desired title phosphonate as a pale yellow oil. TLC (3:2) Hexane-acetone, $R_f = 0.59$, U.V. and PMA.

G. (S)-4-[[[4'-Fluoro-3,3',5-trimethyl-
[1,1'-biphenyl]-2-yl]methoxyphosphinyl]-
3-hydroxybutanoic acid, methyl ester

A mixture of the Part F silyl ether (1.103
5 g, 1.66 mmole) in dry THF (20.0 ml) was treated
with glacial acetic acid (380 μ l, 6.64 mmole, 4.0
eq.) and a 1.0 M tetrabutylammonium fluoride
solution (4.98 ml, 4.98 mmole, 3.0 eq.) and the
clear yellow solution stirred overnight at room
10 temperature under argon. The mixture was
partitioned between cold H₂O and EtOAc, the
organic phase washed with saturated NaHCO₃ and
brine, dried over anhydrous Na₂SO₄ and
evaporated to a viscous yellow oil (1.174 g). The
15 crude oil was purified by flash chromatography on
silica gel (47 g) eluting with (85:15)
CH₂Cl₂-Acetone. Product fractions were evaporated
to give 679 mg (93.1%) of desired title alcohol as
a clear viscous oil. TLC (1:1) Hexane-acetone, Rf
20 = 0.41, U.V. and PMA.

H. (S)-4-[[[4'-Fluoro-3,3',5-trimethyl-
[1,1'-biphenyl]-2-yl]methoxy]methoxy-
phosphinyl]-3-hydroxy-butanoic acid,
25 monolithium salt

A solution of the Part G methyl ester (184
mg, 0.420 mmole) in dioxane (5.0 ml) was treated
with 1.0 N LiOH (0.50 ml, 1.2 eq.) and the mixture
stirred at room temperature under argon for 3
30 hours. The mixture was diluted with H₂O, filtered
through a 0.4 μ m polycarbonate membrane and
evaporated in vacuo. The residue dissolved in H₂O
(75 ml), frozen and lyophilized. The crude acid

was dissolved in a minimum amount of H₂O and chromatographed on a 100 ml bed of CHP-20 resin eluting with a H₂O/CH₃CN linear gradient system. Product fractions were evaporated, dissolved in H₂O (50 ml), filtered through 0.4 μm polycarbonate membrane and lyophilized to give 174 mg (89.1% based on weight of hydrate) of desired title mono-lithium salt as a white solid. TLC (7:2:1) iPrOH-NH₄OH-H₂O, R_f = 0.58, U.V. and PMA.

10

Anal Calcd for C₂₁H₂₅O₆PFLi + 1.95 moles H₂O (MW 465.46): C, 54.19; H, 6.26; F, 4.08; P, 6.65
Found: C, 54.19; H, 6.21; F, 4.29; P, 6.43

15 H¹ NMR (400 HMz):

δ	1.74-2.08 ppm	(2H, m, -PO(OCH ₃)CH ₂ -)
	2.30	(3H, s, aromatic methyl)
	2.32	(3H, d, aromatic methyl α to fluorine, J _{HF} 2.2 Hz)
20	2.35-2.62	(2H, m, -CH ₂ CO ₂ Li)
	2.46	(3H, s, aromatic methyl)
	3.57 &	
	3.63	(3H, 2 doublets, -OP(OCH ₃)-, 2 diastereomers, J _{H-p} = 10.3 Hz)
25	4.28	(1H, m, -CH ₂ CH(OH)CH ₂ CO ₂ Li)
	4.97	(2H, m, PhCH ₂ OP(OCH ₃)R)
	6.87-7.25	(5H, m, aromatic H's)

30

	2.38	(3H, s, aromatic methyl)
	4.22	(1H, m, $-\underline{\text{CH}}(\text{OH})\text{CH}_2-$)
	4.75	(2H, m, $\text{Ph}\underline{\text{CH}}_2\overset{\text{O}}{\parallel}{\text{P}}-$)
5	6.86-7.23	(5H, m, aromatic protons)

Example 3

10 (3S)-4-[[[4'-Fluoro-3,3',5-trimethyl[1,1'-biphenyl]-2-yl]methoxy]methylphosphinyl]-3-hydroxybutanoic acid, monolithium salt

A. (S)-4-[(Chloro)methylphosphinyl]-3-[[[(1,1-dimethylethyl)diphenylsilyl]oxy]butanoic acid, methyl ester

15 The title phosphinochloridate compound is prepared as described in Example 6 Part B first three paragraphs.

20 B. (3S)-4-[[[4'-Fluoro-3,3',5-trimethyl[1,1'-biphenyl]-2-yl]methoxy]methylphosphinyl]-3-t-butylidiphenylsilyloxybutanoic acid, methyl ester

25 A cooled (0°C, ice bath) solution of Part A phosphinochloridate (~2.2 mmole) and Example 1 Part C(2) biphenyl alcohol (429 mg, 2.2 mmole, 1.0 eq) in dry CH_2Cl_2 (10 ml) was treated with Et_3N (425 μl , 3.04 mmole, 1.4 eq) and 4-DMAP (27 mg, 0.22 mmole) and the orange solution stirred at room temperature overnight under argon. The mixture was
30 partitioned between 5% KHSO_4 and EtOAc, the organic layer washed with brine, dried over anhydrous Na_2SO_4 and evaporated to give 1.1 g of an orange oil. The crude oil was purified by flash

chromatography on LPS-1 silica gel (44 g) eluting with (1:1) EtOAc:Hexane. Product fractions were combined and evaporated to give 298 mg (21%) of desired coupled title product as a pale yellow oil. Also 460 mg (67% corrected yield) of starting Example 1 Part C(2) biphenyl alcohol was recovered. TLC (1:1) EtOAc:Hex, Rf=0.18 UV and PMA.

10 C. (3S)-4-[[[4'-Fluoro-3,3',5-trimethyl-
[1,1'-biphenyl]-2-yl]methoxy]methyl-
phosphinyl]-3-hydroxybutanoic acid,
methyl ester

15 A solution of the Part B silyl ether (298 mg, 0.46 mmole) in dry THF (6.0 ml) was treated with glacial HOAc (110 μ l, 1.84 mmole, 4.0 eq) and a 1.0 M in THF solution of tetrabutylammonium fluoride (1.43 ml, 3.1 eq) and the resulting solution stirred overnight under argon at room temperature. The mixture was partitioned between cold H₂O and EtOAc, the organic phase washed with saturated NaHCO₃ and brine, dried over anhydrous Na₂SO₄ and evaporated to a yellow oil (273 mg). The crude oil was purified by flash chromatography on LPS-1 silica gel (11 g) eluting with (3:2) Hex-acetone. Product fractions were combined and evaporated to give 150 mg (80%) of desired title alcohol as a viscous oil. TLC (1:1) Hex:acetone, Rf=0.23, UV and PMA.

30 D. (3S)-4-[[[4'-Fluoro-3,3',5-trimethyl-
[1,1'-biphenyl]-2-yl]methoxy]methyl-
phosphinyl]-3-hydroxybutanoic acid,
monolithium salt

A solution of the Part C methyl ester (150 mg, 0.367 mmole) in dioxane (3.0 ml) was treated with 1.0 N LiOH (0.44 ml, 1.2 eq.) and the resulting white suspension was stirred at room temperature under argon for 2 hours. The mixture was diluted with H₂O, filtered through a 0.4 μm polycarbonate membrane and evaporated in vacuo to a colorless glass.

The crude product was taken up in a minimum amount of H₂O and chromatographed on HP-20 (100 ml bed) eluting with a H₂O/CH₃CN linear gradient. Product fractions were evaporated, taken up in H₂O (50 ml), filtered through a 0.4 μm polycarbonate membrane and lyophilized to give 130 mg (79% based on hydrate weight) of desired title lithium salt as a white solid. TLC (8:1:1) CH₂Cl₂-CH₃OH-HOAc, R_f=0.52, UV and PMA.

Anal Calcd for C₂₁H₂₅O₅FLiP + 1.73 moles H₂O (MW 445.49): C, 56.61; H, 6.44; F, 4.26; P, 6.95
Found: C, 56.67; H, 6.36; F, 4.31; P, 7.43

¹H NMR (400 MHz):

25	δ 1.49 ppm (3H, d, -O P(CH ₃)-, J _{H-P} =14.7 Hz)
	1.83-2.0 (2H, m, P-(CH ₃)CH ₂ -)
	2.27-2.40 (2H, m, CH ₂ CO ₂ Li)
	2.30 (6H, s, 2 aromatic methyl's)
30	2.44 (3H, s, aromatic methyl)
	4.26 (1H, m, -CH ₂ CH(OH)CH ₂ CO ₂ Li)

4.87 (2H, m, ArCH₂OP(=O)(CH₃)-)
6.90-7.20 (5H, m, aromatic H's)

5

Example 4

(S)-4-[[[2,4-Dichloro-6-[(4-fluorophenyl)methoxy]-phenyl]methoxy]methoxyphosphinyl]-3-hydroxybutanoic acid, monolithium salt

10 A. 2,4-Dichloro-6-(4-fluorophenylmethoxy)-benzaldehyde

(Ref.: J. Med Chem., 1986, 29, 167)

A solution of 13.77 g (72.5 mmol) of 4,6-dichloro-2-hydroxybenzaldehyde in 100 ml of DMF was stirred and 12.02 g (87 mmol) of K₂CO₃ was added. This mixture was heated to ~70°C for 60 minutes, then 11.7 ml of 4-fluorobenzyl bromide was added. The resulting solution was stirred at 70°C for 3.5 hours, then this was poured onto ice H₂O (1.5 l), filtered and washed with H₂O, and recrystallized from Et₂O/petroleum ether. Yield: 17.88 g (83%) of off-white crystals, m.p. 107-108°C.

25 B. 2,4-Dichloro-6-[(4-fluorophenyl)-methoxy]benzenemethanol

Cold (0°C, ice bath), dry Et₂O (10.0 ml) was treated with LiAlH₄ (158 mg, 4.16 mmole, 0.6 eq.) and the grey suspension treated dropwise with a solution of Part A aldehyde (2.06 g, 6.93 mmole) in 10 ml dry THF. The mixture was warmed to room temperature and stirred for an hour under argon. The mixture was cooled back to 0°C (ice bath) and quenched by sequential dropwise addition

of H₂O (160 μl), 15% NaOH (160 μl) and H₂O (475 μl).
Precipitated salts were removed by filtration
through anhydrous Na₂SO₄ over packed Celite (¼"
bed). The clear filtrate was evaporated to give
5 2.052 g (98.9%) of crude alcohol as white
crystals. One trituration with cold hexane
afforded 1.892 g (91.2%) of pure title
alcohol as a white crystalline solid with m.p. =
72-73°C.
10 TLC (4:1) Hex-acetone, R_f=0.31, UV and
PMA.

Anal Calcd for C₁₄H₁₁O₂Cl₂F (MW 301.142):
C, 55.84; H, 3.68; Cl, 23.55; F, 6.31
15 Found: C, 55.97; H, 3.71; Cl, 23.42; F, 6.30

C. (S)-4-[[[2,4-Dichloro-6-[(4-fluoro-
phenyl)methoxy]phenyl]methoxy]methoxy-
phosphinyl]-3-t-butylidiphenylsilyloxy-
20 butanoic acid, methyl ester

A solution of the Example 1 Part E(6)
methyl ester (~3.84 mmole) in dry CH₂Cl₂ (10 ml)
was treated with distilled trimethylsilyl
diethylamine (1.46 ml, 7.68 mmole, 2.0 eq.) and
25 the resulting solution stirred at room temperature
under argon for 1.0 hour. The mixture was
evaporated in vacuo, chased with benzene (1 x
20 ml) and dried in vacuo to give crude silylated
phosphonic acid mono methyl ester as a colorless
30 oil.

A solution of the crude ester (~3.84 mmole)
in dry CH₂Cl₂ (10 ml) and dry DMF (1 drop) was
cooled to -10°C (salt, ice bath) and treated

dropwise with distilled oxalyl chloride (368 μ l, 4.22 mmole, 1.1 eq.). Gas evolution was evident from the clear yellow mixture. The mixture was stirred at room temperature under argon for one
5 hour, evaporated in vacuo, chased with benzene (2 x 20 ml) to give crude phosphonochloridate as a viscous yellow oil.

The crude phosphonochloridate (~3.84 mmole) in dry CH_2Cl_2 (10 ml) at 0°C (ice bath) was treated
10 with Part B alcohol (1.15 g, 3.84 mmole, 1.0 eq.) followed by Et_3N (805 μ l, 5.76 mmole, 1.5 eq.) and 4-DMAP (47 mg, 0.384 mmole, 0.1 eq.) and the brown mixture stirred overnight at room temperature under argon. The mixture was partitioned between
15 5% KHSO_4 and EtOAc, the organic phase washed with brine, dried over anhydrous Na_2SO_4 and evaporated to give 3.197 g of a dark brown oil. The crude product was purified by flash chromatography on
20 silica gel (160 g) eluting with (7:3) Hex-EtOAc. Product fractions were combined and evaporated to give 594 mg (21.1%) of desired title phosphonate as a yellow oil. Additionally, 688 mg (52.4% corrected yield) of starting Part B alcohol was recovered. TLC (1:1) Hex-acetone, $R_f=0.29$, UV and PMA.

25

D. (S)-4-[[[2,4-Dichloro-6-[(4-fluorophenyl)methoxy]phenyl]methoxy]methoxyphosphinyl]-3-hydroxy butanoic acid,
methyl ester

30

A solution of the Part C silyl ester (578 mg, 0.788 mmole) in dry THF (8 ml) was treated with glacial HOAc (180 μ l, 3.2 mmole, 4.0 eq.) followed by 1.0 M solution of $n\text{-Bu}_4\text{NF}$ in THF (2.36

ml, 2.36 mmole, 3.0 eq.) and the resulting pale yellow solution stirred overnight under argon at room temperature. The mixture was poured into cold H₂O and extracted with EtOAc (2X). The organic phase was washed with saturated NaHCO₃ and brine, dried over anhydrous Na₂SO₄ and evaporated to give 625 mg of a yellow oil. The crude product was purified by flash chromatography on silica gel (31 g) eluting with (7:3) Hexane-acetone. Product fractions were combined and evaporated to give 339 mg (86.9%) of desired title alcohol as a clear, colorless, viscous oil. TLC (1:1) Hex-acetone, R_f = 0.25, UV and PMA.

15 E. (S)-4-[[[2,4-Dichloro-6-[(4-fluorophenyl)methoxy]phenyl]methoxy]methoxyphosphinyl]-3-hydroxybutanoic acid, monolithium salt

A solution of the Part D phosphonate (132 mg, 0.267 mmole) in dioxane (2.5 ml) was treated with 1.0 N LiOH (0.32 ml, 1.2 eq.) and the mixture stirred under argon at room temperature for 4.0 hours. A white precipitate was noted. The mixture was diluted with H₂O, filtered and the filtrate evaporated to dryness in vacuo. The residue was chromatographed on HP-20 resin (100 ml bed) eluting with a H₂O/CH₃CN linear gradient system. Product fractions were combined and evaporated, taken up in H₂O, filtered through a 0.4 μm polycarbonate membrane and lyophilized to give 108 mg (79% based on hydrate weight) of desired title lithium salt as a white solid.

TLC (20:1:1) CH_2Cl_2 - CH_3OH -HOAc, $R_f = 0.41$,
UV and PMA.

5 Anal Calcd for $\text{C}_{19}\text{H}_{18}\text{O}_7\text{Cl}_2\text{Fli}_2\text{P} + 1.42$ moles H_2O
(MW 511.72): C, 44.59; H, 4.10; Cl, 13.86;
F, 3.71; P, 6.05

Found: C, 44.22; H, 4.09; Cl, 13.91; F, 3.72;
P, 6.11

10 ^1H NMR (400 MHz):

	δ 1.98-2.11 ppm	(2H, m, $\overset{\text{O}}{\parallel}\text{OP}(\text{OCH}_3)\underline{\text{CH}_2}\text{CH}(\text{OH})-$)
	2.26-2.45 ppm	(2H, m, $-\text{CH}(\text{OH})\underline{\text{CH}_2}\text{CO}_2\text{Li}$)
	3.63 &	
15	3.62	(3H, 2 doublets, 2 diastereomers,
		$\overset{\text{O}}{\parallel}\text{OP}(\text{OCH}_3)\text{CH}_2-$, $J_{\text{HP}} = 11$ Hz)
	4.23	(1H, m, $(-\text{CH}_2)\underline{\text{CH}}(\text{OH})\text{CH}_2\text{CO}_2\text{Li}$)
	5.16	(2H, s, F-Ph $\underline{\text{CH}_2}\text{O}$)
20	5.24	(2H, d, Ar $\underline{\text{CH}_2}\text{OP}$, $J_{\text{HP}} = 6.2$ Hz)
	7.13-7.53	(6H, m, aromatic H's)

Example 5

25 (3S)-4-[[[2,4-Dichloro-6-[(4-fluorophenyl)-
methoxy]phenyl]methoxy]hydroxyphosphinyl]-3-
hydroxybutanoic acid, dilithium salt

30 A mixture of the Example 4 Part D diester
(210 mg, 0.424 mmole) in dioxane (4.0 ml) was
treated with 1.0 N LiOH (1.30 ml, 3.0 eq.) and the
colorless solution heated at 50°C (oil bath) under
argon for 3.5 hours. A white precipitate was
evident after 15 minutes. The mixture was diluted
with H_2O , filtered and the filtrate evaporated

in vacuo. The residue was dissolved in a minimum amount of H₂O and chromatographed on HP-20 resin (100 ml bed) eluting with a H₂O/CH₃CN linear gradient. Product fractions were combined and
5 evaporated. The residue was taken up in H₂O (50 ml), filtered through a 0.4 μm polycarbonate membrane and lyophilized to give 175 mg (81% based on hydrate weight) of desired title dilithium salt as a white solid.

10 TLC (8:1:1) CH₂Cl₂-CH₃OH-HOAc, Rf = 0.07, UV and PMA.

Anal Calcd for C₁₈H₁₆O₇Cl₂FLi₂P + 1.70 moles H₂O (MW 509.62): C, 42.42; H, 3.84; F, 3.73;

15 Cl, 13.91; P, 6.08

Found: C, 42.46; H, 3.90; F, 3.93; Cl, 13.42; P, 5.66

¹H NMR (400 MHz):

20

δ 1.73-1.92 ppm (2H, m, -O^{||}P(OLi)-CH₂CH(OH)-
2.27 (1H, dd, -CH(OH)CH₂CO₂Li, J_{HH}=8.8 Hz)
2.39 (1H, dd, -CH(OH)CH₂CO₂Li, J_{HH}=4.4 Hz)
25 4.26 (1H, m, CH₂CH(OH)CH₂CO₂Li)
5.08 (2H, s, F-Ph-CH₂OAr)
7.03-7.53 (6H, m, aromatic H's).

Example 6

(3S)-4-[[2,4-Dichloro-6-[(4-fluorophenyl)methoxy]phenyl]methoxy]methylphosphinyl]-3-hydroxybutanoic acid, methyl ester

5 A. (S)3-[[[(1,1-Dimethylethyl)diphenylsilyl]oxy]-4-(ethoxymethylphosphinyl)butanoic acid, methyl ester

A mixture of the Example 1 Part E(3) iodide (4.68 g, 9.18 mmole) in methyl diethoxy-
10 phosphine (Strem Chemicals, 5.0 g, 36.7 mmole) was heated at 100°C (oil bath) for 2.5 hours, then at 150°C for three additional hours under argon. A white precipitate slowly formed in the yellow solution. Excess phosphine was distilled off
15 in vacuo (0.5 mm Hg) and the crude product purified by flash chromatography on silica gel eluting with (65:35) Hexane-acetone. Product fractions were combined and evaporated to give 1.590 g (38%) of desired title phosphinic ester (mixture of
20 diastereomers) as a clear viscous oil.
TLC (3:2) Hex-acetone, R_f (2 diastereomers) = 0.19 and 0.22, UV and PMA.

25 B. (3S)-4-[[2,4-Dichloro-6-[(4-fluorophenyl)methoxy]phenyl]methoxy]methylphosphinyl]-3-t-butyl-diphenylsilyl-butanoic acid, methyl ester

A solution of Part A phosphinic ester (605 mg, 1.3 mmole) in dry CH₂Cl₂ (6.0 ml) was treated
30 with bis(trimethylsilyl)trifluoroacetamide (BSTFA) (280 µl, 1.05 mmole, 0.8 eq.) and trimethylsilyl bromide (TMSBr) (210 µl, 1.57 mmole, 1.2 eq.) and the resulting solution stirred at room temperature

under argon overnight. 5% KHSO₄ (15 ml) was added and the mixture extracted with EtOAc. The organic phase was washed with brine, dried over anhydrous Na₂SO₄ and evaporated in vacuo to give crude phosphinic acid as a colorless oil.

A solution of the crude phosphinic acid (~1.3 mmole) in dry CH₂Cl₂ (6.0 ml) was treated with distilled trimethylsilyl diethylamine (270 μl, 1.44 mmole, 1.1 eq.) and the clear mixture was stirred at room temperature under argon for 1.0 hour. The mixture was evaporated in vacuo, chased with benzene (1 x 15 ml), and dried in vacuo.

A cooled (0°C, ice bath) solution of the crude silylated phosphinic acid (~1.3 mmole) in dry CH₂Cl₂ (6.0 ml) and DMF (1 drop) was treated dropwise via syringe with distilled oxalyl chloride (130 μl, 1.44 mmole, 1.1 eq.). Gas evolution was evident. The mixture was stirred at room temperature under argon for one hour then evaporated in vacuo, chased with benzene (2 x 15 ml) and dried in vacuo to give crude phosphinochloridate as a yellow oil.

A cooled (0°, ice bath) solution of phosphinochloridate (~1.3 mmole) and Example 1 Part E(6) alcohol (392 mg, 1.3 mmole) in dry CH₂Cl₂ (6.0 ml) was treated with Et₃N (275 μl, 1.97 mmole, 1.5 eq.) and 4-DMAP (16 mg, 0.13 mmole, 0.1 eq) and the resulting yellow mixture stirred under argon at room temperature overnight. The mixture was partitioned between 5% KHSO₄ and EtOAc, the organic phase washed with brine, dried over anhydrous Na₂SO₄ and evaporated to give 908 mg of

crude product as a dark yellow oil. The crude product was purified by flash chromatography on silica gel (45 g) eluting with (3:2) Hex-EtOAc. Product fractions were combined and evaporated to give 266 mg (28.3%) of desired title product as a clear, colorless oil. Also 197 mg (57%, corrected yield) of the starting alcohol was recovered.

10 C. (3S)-4-[[2,4-Dichloro-6-[(4-fluoro-phenyl)methoxy]phenyl]methoxy]methylphosphinyl]-3-hydroxybutanoic acid, methyl ester

15 A solution of the Part B silyl ester (275 mg, 0.38 mmole) in dry THF (6.0 ml) was treated with glacial HOAc (90 μ l, 1.53 mmole, 4.0 eq.) and a 1.0 M solution in THF of tetrabutylammonium fluoride (1.2 ml, 3.1 eq.). The resulting solution was stirred overnight under argon at room temperature. The mixture was partitioned between 20 cold H₂O and EtOAc, the organic phase washed with saturated NaHCO₃ and brine, dried over anhydrous Na₂SO₄ and evaporated to give 258 mg of a yellow oil. The crude product was purified by flash chromatography on LPS-1 silica gel (8 g) 25 eluting with (1:1) Hexane-acetone. Product fractions were combined and evaporated to give 142 mg (77%) of desired title alcohol as a clear, colorless, oil.

TLC (1:1) Hexane-acetone, R_f = 0.20, UV and PMA.

30

D. (3S)-4-[[2,4-Dichloro-6-[(4-fluoro-phenyl)methoxy]phenyl]methoxy]methyl-phosphinyl]-3-hydroxybutanoic acid,
monolithium salt

5 A solution of the Part C methyl ester (142 mg, 0.296 mmole) in dioxane (3.0 ml) was treated with 1.0 N LiOH (0.36 ml, 1.2 eq.) and the resulting white suspension stirred under argon at room temperature for 2.0 hours. The mixture was
10 diluted with H₂O, filtered through a 0.4 μm polycarbonate membrane and the filtrate evaporated in vacuo.

The crude product was dissolved in a minimum amount of H₂O and chromatographed on a 100 ml bed
15 of HP-20 resin eluting with a H₂O/CH₃CN linear gradient. Product fractions were combined and evaporated. The residue was taken up in H₂O, filtered through a polycarbonate membrane and lyophilized to give 93 mg (63% based on hydrate
20 weight) of desired title lithium salt as a white solid.

TLC (8:1:1) CH₂Cl₂-CH₃OH-HOAc, R_f = 0.51, UV and PMA.

25 Anal Calcd for C₁₉H₁₉O₇Cl₂FLiP + 1.38 moles H₂O (MW 495.94): C, 46.01; H, 4.42; F, 3.83; Cl, 14.30; P, 6.24

Found: C, 46.10; H, 4.49; F, 3.82; Cl, 14.32; P, 6.43

30

H¹ NMR (400 MHz):

δ	1.53 ppm (3H, d, $-\overset{\text{O}}{\parallel}\text{P}(\underline{\text{CH}}_3)\text{CH}_2-$, $J_{\text{H-P}} = 14.6$ Hz)
5	1.87-2.10 (2H, m, $-\overset{\text{O}}{\parallel}\text{P}(\text{OCH}_3)\underline{\text{CH}}_2-$) 2.27 (1H, dd, $-\text{CH}(\text{OH})\underline{\text{CH}}_2\text{CO}_2\text{Li}$, $J_{\text{H-H}}=8.4$ Hz, $J_{\text{H-P}}=1.1$ Hz) 2.38 (1H, dd, $-\text{CH}(\text{OH})\underline{\text{CH}}_2\text{CO}_2\text{Li}$, $J_{\text{H-H}}=4.7$ Hz, $J_{\text{H-P}}=1.1$ Hz)
10	4.29 (1H, m, $-\text{CH}_2\underline{\text{CH}}(\text{OH})\text{CH}_2\text{CO}_2\text{Li}$) 5.16+5.18 (4H, m, $\text{Ar}\underline{\text{CH}}_2\text{OP}$ and $\text{F-Ph}\underline{\text{CH}}_2\text{O}-$) 7.11-7.52 (6H, m, aromatic)

Example 7

15 (S)-4-[[[4'-Fluoro-3,3',5-trimethyl[1,1'-biphenyl-2-yl]methyl]amino]methoxyphosphinyl]-3-hydroxybutanoic acid, monolithium salt

A. 4'-Fluoro-3,3',5-trimethyl[1,1'-biphenyl]-2-carboxylic acid

20 A solution of the Example 1 Part C(2) aldehyde (1.0 g, 4.13 mmole) in acetone (10.0 ml) at 0°C (ice bath) was treated dropwise with 8.0 N Jones reagent (4.1 ml, excess) and the resulting brown-green suspension stirred overnight

25 under argon at room temperature. Excess oxidant was destroyed by adding isopropanol (10.0 ml) and precipitated chromium salts removed by filtration through a ¼" pad of Celite. The filtrate was

30 evaporated, taken up in EtOAc, washed with 1.0 N HCl (2X), saturated NH_4Cl (2X) and brine, then dried over anhydrous Na_2SO_4 and evaporated to give 1.011 g of a green solid with m.p. 153-154°C.

The crude acid was purified via the dicyclohexylamine salt. To a solution of the crude acid in EtOAc (5.0 ml) was added dicyclohexylamine (DCHA) (823 μ l, 1.0 eq.). The solution
5 diluted with hexane and precipitated crystalline salt was collected to give 997 mg (55% from aldehyde, m.p. 181-183°C) of desired product as an off-white crystalline DCHA salt.

The title free acid was regenerated from
10 the DCHA salt by partitioning the salt between 5% KHSO_4 and EtOAc. The organic phase was washed with brine, dried over anhydrous Na_2SO_4 and evaporated in vacuo to give 554 mg (52% from aldehyde) of desired title acid.

15 TLC (9:1) CH_2Cl_2 - CH_3OH , $R_f=0.37$, UV and PMA.

B. 4'-Fluoro-3,3',5-trimethyl[1,1'-biphenyl]-2-carboxamide

A suspension of the Part A acid (554 mg, 2.14 mmole) in dry CH_2Cl_2 (6.0 ml) and dry DMF (1 drop) at 0°C (ice bath) was treated dropwise via
20 syringe with distilled oxalyl chloride (205 μ l, 2.35 mmole, 1.1 eq.) and the clear yellow solution stirred under argon at room temperature for one
25 hour. The mixture was evaporated in vacuo, chased with benzene (2X) and dried in vacuo to give crude acid chloride as a yellow oil.

A cooled (0°C, ice bath) mixture of THF (3.0 ml) and concentrated NH_4OH (2.0 ml, excess)
30 was treated dropwise with a THF solution (3.0 ml) of the crude acid chloride and the bright orange solution stirred at room temperature under argon for 1.0 hour. The mixture was partitioned

between H₂O and EtOAc, the organic phase washed with saturated NaHCO₃, H₂O and brine, then dried over anhydrous Na₂SO₄ and evaporated to give 528 mg (96.1%) of crude amide as a light orange solid. One recrystallization from EtOAc-hexane afforded 435 mg (79.1%) of purified title amide as pale yellow needles with m.p. 197-198°C. TLC (1:1) Et₂O-Acetone Rf=0.83, UV and PMA.

10 C. 4'-Fluoro-3,3',5-trimethyl[1,1'-biphenyl]-2-methanamine

A cooled (0°C, ice bath) solution of dry THF (5.0 ml) was treated with solid LiAlH₄ (125 mg, 3.3 mmole) and the gray suspension treated dropwise over five minutes with a solution of the Part B amide (424 mg, 1.65 mmole) in THF (5.0 ml). The resulting suspension was stirred at room temperature under argon for 2.5 hours, then refluxed for 45 minutes. The mixture was cooled to 0°C (ice bath) and quenched by sequential dropwise addition of 125 µl H₂O, 125 µl of 15% NaOH and 375 µl H₂O. Precipitated aluminum salts were removed by filtration through anhydrous Na₂SO₄ over packed Celite. The clear filtrate was evaporated in vacuo to give the crude amine as a clear oil. TLC (7:3) Et₂O-acetone, Rf=0.60, UV and PMA. The amine was purified as the HCl salt.

30 A solution of the crude amine (~1.65 mmole) in absolute EtOH (8.0 ml) was treated with concentrated HCl (152 µl, 1.82 mmole) and the mixture stirred for 15 minutes at room temperature under argon. The mixture was evaporated in vacuo to a white crystalline solid.

The solid was triturated with cold Et₂O, collected by filtration and dried in vacuo to give 426 mg (92.4%) of title amine-HCl as fine white crystals.

5 D. (S)-4-[[[4'-Fluoro-3,3',5-trimethyl-
[1,1'-biphenyl]-2-yl]methyl]amino]-
methoxyphosphinyl]-3-t-butyl-diphenyl-
silyloxy butanoic acid, methyl ester

A solution of Example 1 Part E(6) methyl
10 ester (~2.0 mmole) in dry CH₂Cl₂ (5.0 ml) was
treated with distilled trimethylsilyl diethylamine
(758 µl, 4.0 mmole, 2.0 eq.) and the clear mixture
stirred at room temperature under argon for one
hour. The mixture was evaporated in vacuo,
15 chased with benzene (1 x 15 ml) and dried in vacuo.

A cooled (0°C) solution of the crude silyl
phosphonate in dry CH₂Cl₂ (7.0 ml) and DMF (1
drop) was treated dropwise with distilled oxalyl
chloride (192 µl, 2.2 mmole, 1.1 eq.). Gas
20 evolution was evident from the clear yellow
mixture. The solution was stirred at room
temperature for one hour, evaporated in vacuo,
chased with benzene (2 x 15 ml), and dried
in vacuo to give the crude phosphonochloridate as
25 a yellow, viscous oil.

A cooled (0°C) solution of the
phosphonochloridate and Part C biphenyl amine·HCl
(416 mg, 1.49 mmole) in dry CH₂Cl₂ (10 ml) was
treated with Et₃N (641 µl, 4.6 mmole, 2.3 eq.) and
30 4-DMAP (24 mg, 0.2 mmole, 0.1 eq.) and the clear
yellow mixture stirred overnight at room
temperature under argon. The mixture was
partitioned between 5% KHSO₄ and EtOAc, the

organic phase washed with brine, dried over anhydrous Na_2SO_4 and evaporated in vacuo to give 1.19 g of a yellow oil. The crude product was purified by flash chromatography on silica gel (60 g) eluting with (7:3) hexane-acetone. Product fractions were evaporated to give 588 mg (59.5%) of desired title phosphonamide as a pale yellow, viscous oil. TLC (7:3) Hexane-acetone, $R_f=0.20$, UV and PMA.

10

E. (S)-4-[[[4'-Fluoro-3,3',5-trimethyl-[1,1'-biphenyl)-2-yl]methyl]amino]-methoxyphosphinyl]-3-hydroxybutanoic acid, methyl ester

15

A solution of Part D silyl ether (588 mg, 0.888 mmole) in dry THF (10.0 ml) was treated with glacial HOAc (203 μl , 3.55 mmole, 4.0 eq.) and a 1.0 M solution in THF of tetrabutylammonium fluoride (2.66 ml, 2.66 mmole, 3.0 eq.) and the resulting solution stirred overnight under argon at room temperature. The mixture was poured into cold H_2O and extracted with EtOAc. The organic phase was washed with saturated NaHCO_3 and brine, then dried over anhydrous Na_2SO_4 and evaporated in vacuo to give 605 mg of an orange oil. The crude product was purified by flash chromatography on silica gel (36 g) eluting with (1:1) Hexane-acetone. Product fractions were combined and evaporated to give 196 mg (50.4%) of desired title alcohol as a light orange oil. TLC (1:1) Hexane-acetone, $R_f=0.16$, UV and PMA.

20

25

30

F. (S)-4-[[[4'-Fluoro-3,3',5-trimethyl-
[1,1'-biphenyl]-2-yl]methyl]amino]-
methoxyphosphinyl]-3-hydroxybutanoic
acid, monolithium salt

5 A solution of the Part E diester (105 mg,
0.240 mmole) in dioxane (2.0 ml) was treated with
1.0 N LiOH (288 μ l, 1.2 eq.) and the white
suspension stirred under argon at room temperature
for 4.0 hours. The mixture was diluted with H₂O,
10 filtered, the filtrate evaporated in vacuo. The
residue was chromatographed on HP-20 (100 ml bed)
resin eluting with a H₂O/CH₃CN linear gradient.
Product fractions were combined and evaporated.
The residue was taken up in H₂O (50 ml), filtered
15 through a 0.4 μ m polycarbonate membrane and
lyophilized to give 70 mg (62.7% based on weight of
hydrate) of desired title lithium salt as a white
solid.

20 TLC (20:1:1) CH₂Cl₂-CH₃OH-HOAc, R_f=0.19, UV and
PMA.

Anal Calcd for C₂₁H₂₆NO₅PFLi + 2.41 moles H₂O
(MW 472.75): C, 53.35; H, 6.57; N, 2.96; F, 4.02;
P, 6.55

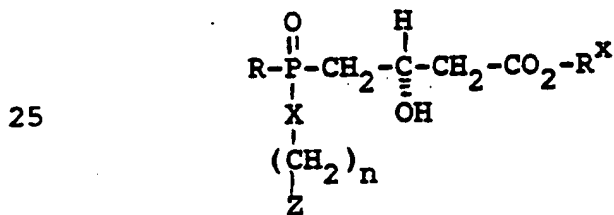
25 Found: C, 53.35; H, 6.52; N, 2.98; F, 4.05;
P, 6.59

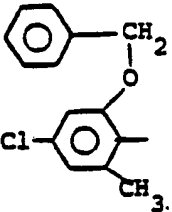
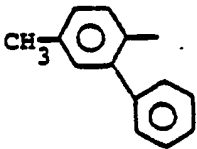
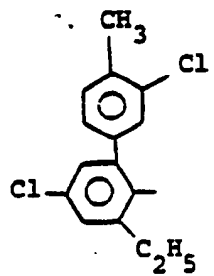
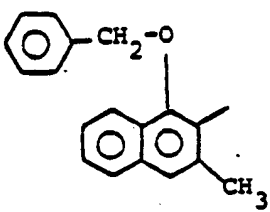
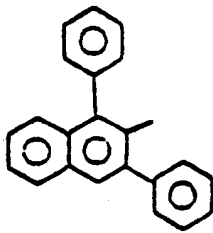
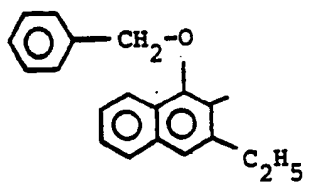
^1H NMR (400 MHz):

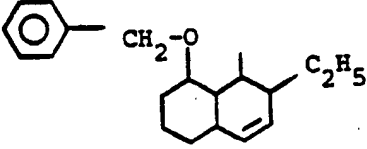
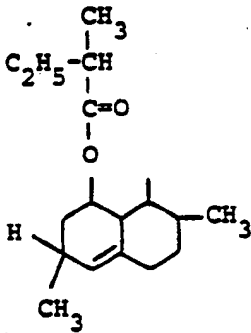
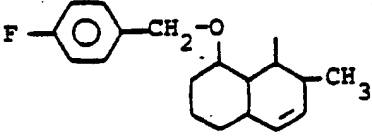
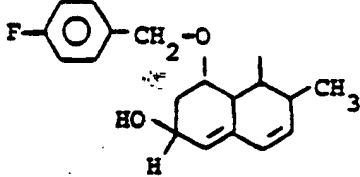
	δ	1.79-1.97 ppm	(2H, m, $-\overset{\text{O}}{\parallel}\text{P}(\text{OCH}_3)\underline{\text{CH}}_2-$)
		2.26-2.44 ppm	(2H, m, $-\text{CH}_2\text{CO}_2\text{Li}$)
5		2.29	(3H, s, aromatic methyl)
		2.31	(3H, d, aromatic methyl α to fluorine, $J_{\text{HF}}=1.4$ Hz)
		2.47	(3H, aromatic methyl)
		3.46 &	
10		3.50	(3H, 2 doublets, 2 diastereomers, $J_{\text{HP}}=10.5$ Hz)
		3.96	(2H, m, $-\text{PhCH}_2\text{NHP}(\text{OCH}_3)-$)
		4.17	(1H, m, $(-\text{CH}_2\text{CH}(\text{OH})\text{CH}_2\text{CO}_2\text{Li})$)
15		6.84-7.21	(5H, m, aromatic protons)

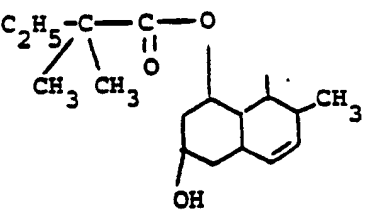
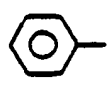
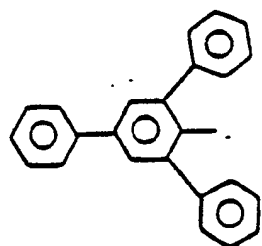
Examples 8 to 20

Following the procedures as outlined
heretofore and as described in the previous
20 working Examples, the following additional
compounds may be prepared.



Ex. No.	R	Z	n	X	R ^X
8.	OH		1	O	H
9.	C ₂ H ₅ O		2	NH	CH ₃
10.	C ₃ H ₇		1	O	Li
11.	CH ₃ O		2	NH	H
12.	OH		2	O	H
13.	C ₄ H ₉ O		1	O	Li

Ex. No.	R	Z	n	X	R ^x
14.	C ₅ H ₁₁		1	NH	CH ₃
15.	OK		2	O	OK
16.	ONa		2	O	H
17.	CH ₃ O		1	NH	H

Ex. No.	R	Z	n	X	R ^x
18.	CH ₃		1	O	H
19.	HO		2	O	Li
20.	CH ₃ O		1	NH	H

Example 21

(S)-4-Diisopropoxyphosphinyl)-3- [[(1,1-dimethyl-ethyl)diphenylsilyl] oxy]-butanoic acid, methyl ester

5 The Example 1 Part E(3) iodide (45.1 mmol., 21.70 g) was stirred under high vacuum for 30 minutes. Freshly distilled triisopropyl phosphite (0.451 mol., 93.92 g, 113.37 ml.) was added in one portion and the reaction mixture was stirred under
10 argon and heated in a 155°C oil bath for 16.5 hours. The mixture was then cooled to room temperature. Excess triisopropyl phosphite and volatile reaction products were removed by short path distillation (10 mm Hg) followed by Kugelrohr
15 distillation (0.50 mm Hg, 100°C, 8 hours). The product was further purified via flash chromatography (95 mm diam. column, 6"/Merck silica gel, 6/3/1 Hexane/acetone/toluene eluent, 2"/min flow rate, 50 ml fractions) to afford
20 17.68 g (33.96 mmol, 75% yield) of the title isopropylphosphonate as a clear viscous oil.
TLC: Silica gel $R_f=0.32$ (6:3:1 Hexane/acetone toluene)

$^1\text{H NMR}$: (270 MHz, CDCl_3)
25 δ 7.70-7.65 (m, 4H)
 7.45-7.35 (m, 6H)
 4.57-4.44 (m, 3H)
 3.59 (s, 3H)
 2.94 and 2.88 (2xd, 1H $J=3.7$ Hz)
30 2.65 and 2.60 (2xd, 1H $J=7.4$ Hz)
 2.24-1.87 (Series of m, 2H)
 1.19 and 1.12 (2xd, 12H $J=6.3$ Hz)
 1.01 (s, 9H)

Example 22

S)-4-(Hydroxymethoxyphosphinyl)-3- [[(1,1-dimethyl-ethyl)diphenylsilyl]oxy]butanoic acid, methyl ester, dicyclohexylamine (1:1) salt

5 The Example 21 isopropyl phosphonate (30.5 mmol, 10.66 g) was stirred under argon, at room temperature, in 80 ml of dry CH₂Cl₂. This solution was treated dropwise (5 min) with bistrimethylsilyltrifluoroacetamide (BSTFA) (32.8
10 mmol, 8.44 g, 8.71 ml), followed by dropwise addition (10 min) of trimethylsilylbromide (TMSBr) (51.3 mmol, 7.84 g, 6.75 ml). After stirring at room temperature for 20 hours, the reaction
15 mixture was quenched with 200 ml of 5% aqueous KHSO₄ and stirred vigorously for 15 minutes. The aqueous layer was extracted 3 times with ethylacetate. The organic extracts were combined, washed once with brine, dried over Na₂SO₄ and concentrated in vacuo. The residue was azeotroped
20 2 times with 50 ml of toluene. The precipitate which formed was suspended in toluene and filtered. The filtrate was concentrated and the azeotrope/filter process repeated. The resulting filtrate was evaporated in vacuo and then pumped
25 under high vacuum for 5 hours. The resulting viscous clear oil was stirred under argon, at room temperature, in 50 ml of dry pyridine. This solution was treated in one portion with dicyclohexylcarbodiimide (DCC) (22.6 mmol, 4.65 g),
30 followed by addition of methanol (41.0 mmol, 1.31 g, 1.67 ml). After stirring at room temperature for 20 hours, the reaction mixture was filtered through a celite pad in a sintered glass funnel.

The celite was washed with ethyl acetate and the combined filtrates were evaporated in vacuo. The residue was redissolved in ethyl acetate and washed 2 times with 5% aqueous KHSO_4 and once with
5 brine. The organic extract was dried over Na_2SO_4 , filtered, the filtrate concentrated and azeotroped 2 times with toluene, suspended in toluene and filtered. The resulting filtrate was again concentrated, azeotroped, filtered and the
10 filtrate evaporated in vacuo and placed under high vacuum for 6 hours to afford the phosphonate monoester as a clear viscous oil (10.2 g, >100% yield). TLC: silica gel $R_f=0.50$ (7:2:1 $n\text{PrOH}/\text{NH}_4\text{OH}/\text{H}_2\text{O}$). The phosphonate monoester
15 [1.21 g was pumped under high vacuum for 4 hours, affording 1.16 g (2.57 mmol)] was dissolved in 10 ml of dry ethyl ether and treated dropwise with dicyclohexylamine (2.65 mmol, 0.481 g, 0.528 ml). The resulting homogeneous solution sat at room
20 temperature for 7 hours resulting in significant crystal formation. The mixture was stored at -20°C for 16 hours and then warmed to room temperature and filtered. The crystals were washed with cold, dry ethyl ether and then pumped
25 under high vacuum over P_2O_5 for 18 hours. The crystals were subsequently pumped under high vacuum at 45°C for 4 hours, affording 1.25g (1.98 mmol, 77% yield) of the title dicyclohexylamine salt as a white powdery solid, m.p. $155\text{-}156^\circ\text{C}$.
30 TLC: Silica gel $R_f=0.57$ (20% $\text{MeOH}/\text{CH}_2\text{Cl}_2$) $^1\text{H NMR}$: (270 MHz , CDCl_3)

6 7.71-7.65 (m, 4H)
7.40-7.32 (m, 6H)
4.02 (m, 1H)
3.52 (s, 3H)
5 3.28 and 3.22 (m, 1H)
3.11 (d, 3H J=11 Hz)
2.77-2.64 (m, 2H)
2.62-2.56 (m, 1H)
1.92-1.08 (Series of m, 22H)
10 1.00 (s, 9H)

Mass Spec: (FAB) 632 (M&H)⁺

IR: (KBr) 3466-3457 (broad)

3046, 3016, 2997, 2937, 2858, 2836, 2798, 2721,
2704, 2633, 2533, 2447, 1736, 1449, 1435, 1426,
15 1379, 1243, 1231, 1191, 1107, 1074, 1061, 1051,
820 CM-1

Anal Calcd for C₂₂H₃₁O₆PSi·C₁₂H₂₃N:

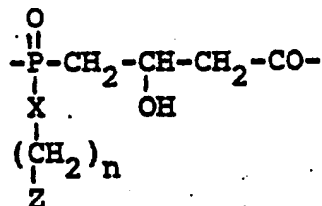
C, 64.63; H, 8.61; N, 2.22

Found: C, 64.51; H, 8.49; N, 2.18

20

CLAIMS

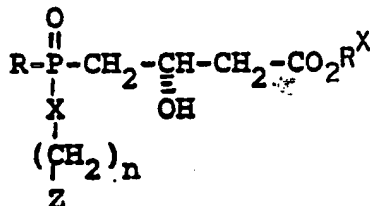
1. A compound useful in inhibiting the enzyme 3-hydroxy-3-methylglutaryl-coenzyme A reductase having the moiety



wherein X is -O- or -NH-, n is 1 or 2 and Z is a hydrophobic anchor.

2. The compound as defined in Claim 1 wherein the hydrophobic anchor is a lipophilic group which when linked to the HMG-like upper side chain of the molecule by the appropriate linker (X), binds to a hydrophobic pocket of the enzyme not utilized in binding the substrate HMG CoA, resulting in enhanced potency relative to compounds where Z=H.

3. The compound as defined in Claim 1 having the structure

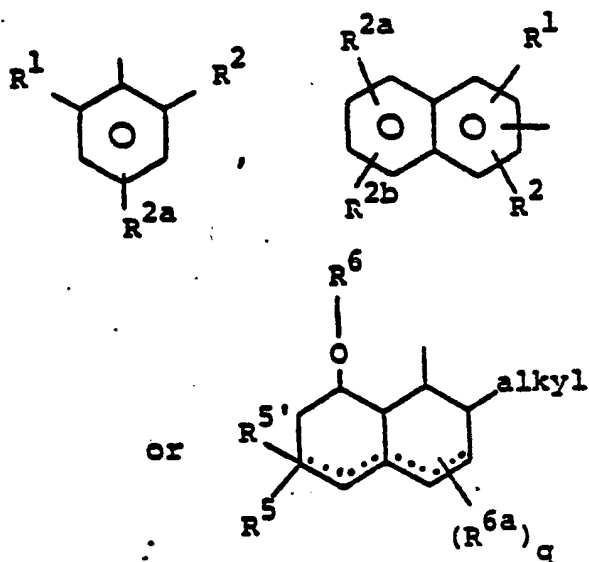


including salts thereof, wherein R is OH, lower alkoxy or lower alkyl and R^x is H or lower alkyl;

X is -O- or -NH-;

n is 1 or 2

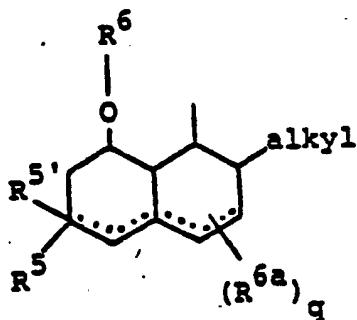
Z is a hydrophobic anchor which is



wherein the dotted lines represent optional double bonds,

wherein R¹, R², R^{2a} and R^{2b} may be the same or different and are H, halogen, lower alkyl, haloalkyl, phenyl, substituted phenyl or OR^Y in which R^Y is H, alkanoyl, benzoyl, phenyl, halophenyl, phenyl-lower alkyl, lower alkyl, cinnamyl, haloalkyl, allyl, cycloalkyl-lower alkyl, adamantyl-lower alkyl or substituted phenyl-lower alkyl;

wherein Z is



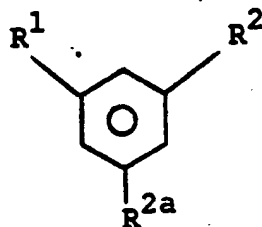
R^5 and $R^{5'}$ are the same or different and are H, lower alkyl or OH, one or R^5 and $R^{5'}$ being present when the carbon to which it is attached is linked to a double bond;

R^6 is alkyl-C(=O)- or arylCH₂-;

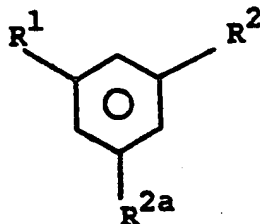
R^{6a} is lower alkyl, hydroxy, oxo or halogen, and q is 0, 1, 2 or 3,

wherein R^x is hydrogen or lower alkyl in free acid form or in the form of a physiologically-hydrolysable and -acceptable ester in salt form.

4. The compound as defined in Claim 3 wherein X is -O-, R is alkoxy, and Z is



5. The compound as defined in Claim 3 wherein X is -NH-, R is alkoxy and (CH₂)_n is CH₂, and Z is



6. The compound as defined in Claim 4 having the name (S)-4-[[[4'-fluoro-3,3',5-trimethyl[1,1'-biphenyl]-2-yl]methoxy]methoxy-

phosphinyl]-3-hydroxy-butanoic acid, methyl ester or its monolithium salt,

(S)-4-[[[4'-fluoro-3,3',5-trimethyl[1,1'-biphenyl]-2-yl]methoxy]hydroxyphosphinyl]-3-hydroxybutanoic acid, dilithium salt,

(3S)-4-[[[4'-fluoro-3,3',5-trimethyl[1,1'-biphenyl]-2-yl]methoxy]methylphosphinyl]-3-hydroxybutanoic acid, monolithium salt,

(S)-4-[[[2,4-dichloro-6-[(4-fluorophenyl)-methoxy]phenyl]methoxy]methoxyphosphinyl]-3-hydroxybutanoic acid, monolithium salt,

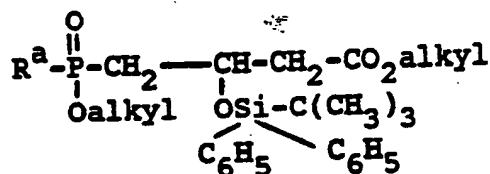
(3S)-4-[[[2,4-dichloro-6-[(4-fluorophenyl)-methoxy]phenyl]methoxy]hydroxyphosphinyl]-3-hydroxybutanoic acid, dilithium salt,

(3S)-4-[[2,4-dichloro-6-[(4-fluorophenyl)-methoxy]phenyl]methoxy]methylphosphinyl]-3-hydroxybutanoic acid, or its methyl ester, or

(S)-4-[[[4'-fluoro-3,3',5-trimethyl[1,1'-biphenyl]-2-yl]methyl]amino]methoxyphosphinyl]-3-hydroxybutanoic acid, monolithium salt.

7. A hypocholesterolemic or hypolipemic composition comprising a compound as defined in Claim 3 and a pharmaceutically acceptable carrier therefor.

8. A compound having the structure



wherein R^a is lower alkyl or lower alkoxy, including all stereoisomers thereof.